INDEX

SUZUKI ULTIMATE RIGGING SELECTOR(04-05)

04 SUZUKI ULTIMATE RIGGING SELECTOR

SYNCRO-EYE(06-07)

06 SYNCRO-EYE

OPERATION SYSTEMS (08-53)

08 SUZUKI PRECISION CONTROL
18 MECHANICAL REMOTE CONTROL
32 KEYLESS START SYSTEM
34 SUZUKI MULTI-FUNCTION GAUGE (SMG4)
42 FishHunter™ Drive
44 SUZUKI DIAGNOSTIC SYSTEM MOBILE PLUS
46 ANALOGUE INSTRUMENT
48 STEERING
50 ELECTRICAL PARTS
51 SUZUKI MULTI-FUNCTION DISPLAY(SMD)
52 FUEL SYSTEM

SUZUKI PROPELLERS (54-57)

54 WATERGRIP
56 PROPELLER LINE-UP

MAINTAINING YOUR SUZUKI (58-63)

58 ECSTAR
60 CARE & MAINTENANCE ITEM
62 MAINTENANCE KITS

APPLICATION CHART (64-65)

Suzuki Ultimate Rigging Selector

The Suzuki Ultimate Rigging Selector is a website designed to assist users in choosing which Part Number they will need for their desired application.
It will shorten user's search time and improve their search accuracy.
The Suzuki Ultimate Rigging Selector currently consists of 3 sections: Rigging Matching, Parts List, and PDF.

Website address:
https://www.globalsuzuki.com/marine/SuzukiUltimateRiggingSelector/

Website Top Page (Model Year Selection)

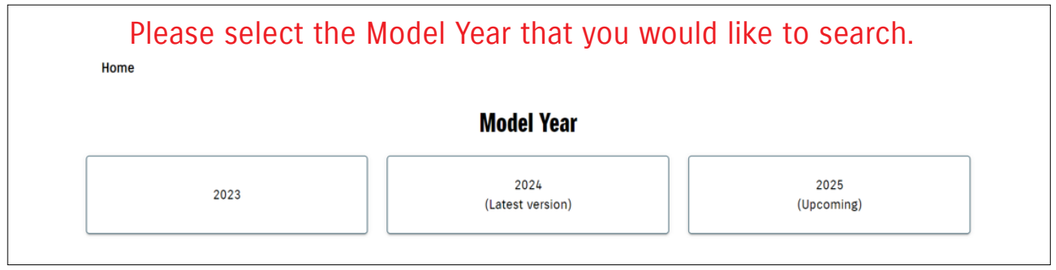

Model Year Top Page

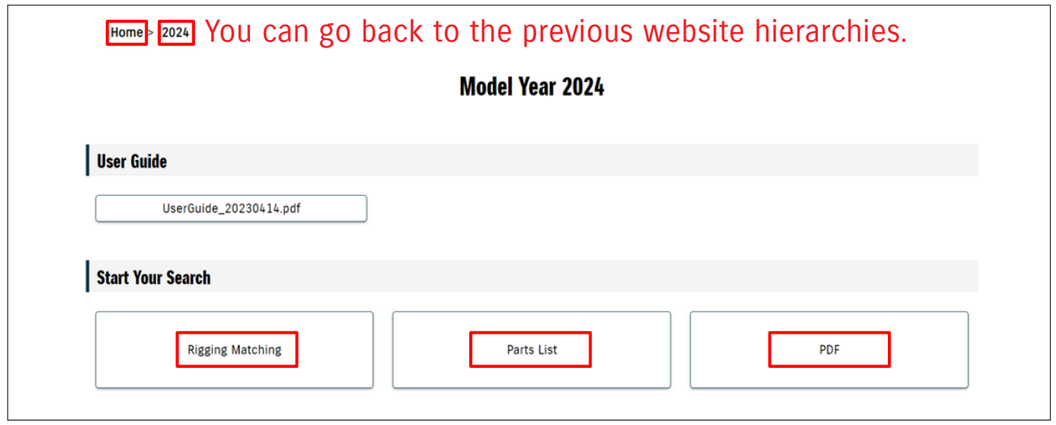

Rigging Matching

Rigging Matching section will assist users in finding the appropriate rigging combinations along with their preference. The system automatically narrows down matching results by only several clicks, and required items will be listed up like below. By clicking "OUTPUT" button, the list will be downloaded as an excel file.

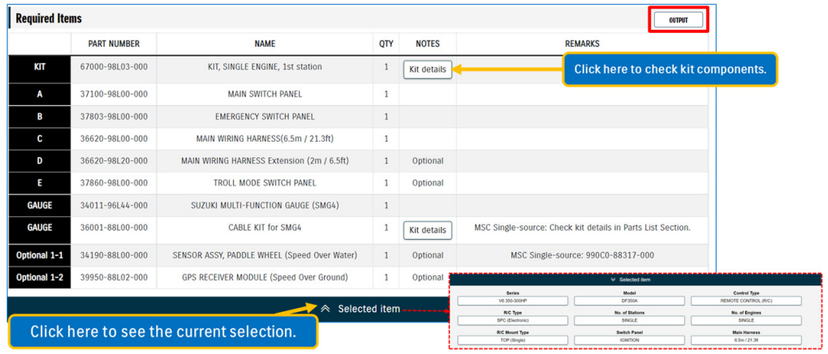

Parts List

Parts List section contains a list of Part Numbers and item photos.
For some kits or sets, you can check the components by clicking on "kit detail".

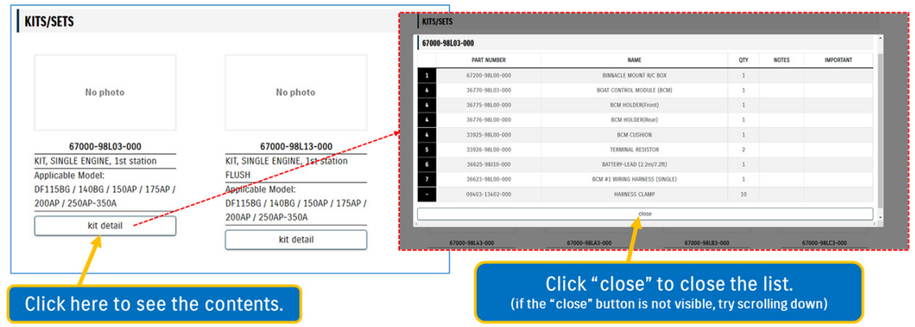

PDF

PDF section is mainly for items that do not fit the format of above two sections.
Items in this section are easier to check in a chart.

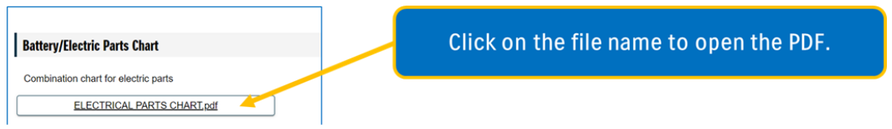

Integrated Control System

SYNCRO EYE

"SYNCRO-EYE" is a comprehensive system Suzuki has developed which "connects" various devices so that they may work together in synchronization. This innovative system will also improve the control technology of the boat by "sensing" various situations surrounding the boat and be compatible with future technologies.

SUZUKI PRECISION CONTROL

Suzuki Precision Control : SPC (Drive By Wire) is a technologically advanced computer-based control system with electronic wiring that eliminates the source of friction and resistance. While you enjoy smooth throttle and shift operation, the system's computer is processing and transmitting commands in real-time to actuators at the engine that deliver precise throttle controls with smoother, decisive shifting.

Suzuki Precision Control : SPC features:
- Control of up to 6 OBM units.
- Automatic Trim available by using SMD or SMG4.

Find out more here:

Remote Control Box

- Integrated SELECT and THROTTLE ONLY switches.
- 1-lever operation for multiple outboards (Dual Top Mount).

Single Top Mount

Dual Top Mount

Integrated emergency stop switch
(Flush Mount Only)

Flush Mount

Switch Panels

- Mounting bolts concealed for a smooth, luxurious finish.
- 1 action start/stop for multi-installation boats.
  (Engines start in order from port to starboard)

⇒ See page 12 for a reference of switch panel selection.

COMPONENT PARTS

1 TOP MOUNT R/C BOX

67200-98L00-000
for Single Engine

67200-98L10-000
for Dual Engine

FLUSH MOUNT R/C BOX

67200-98L20-000
for Single Engine

2 CONTROL PANEL

37120-98L00-000
for Dual Engine

37120-98L10-000
for Triple Engine

37120-98L20-000
for Quadruple Engine
PORT

37120-98L30-000
for Quadruple Engine,
Quintuple Engine
STBD

37120-98L40-000
for Quintuple Engine
PORT

37120-98L50-000
for Sextuple Engine
PORT

37120-98L60-000
for Sextuple Engine
STBD

3 BUZZER

38500-93J90-000

4 BOAT CONTROL MODULE

36770-98L04-000

BCM HOLDER (F) BCM HOLDER (R)



36775-98L00-000
(F)

36776-98L00-000
(R)

BCM CUSHION

33925-98L00-000

5 TERMINAL RESISTOR

33926-98L00-000

6 BATTERY LEAD WIRE

36625-98J10-000
2.2m / 7.2ft

36625-98J20-000
6.1m / 20ft

7 BCM #1 WIRING HARNESS

36623-98L00-000
for Single Engine

36623-98L30-000
for Dual or Triple Engine

36623-98L40-000
for Quadruple,Quintuple, and Sextuple Engine

8 HARNESS, EMERGENCY SWITCH EXTENSION

36627-98L10-000
1.5m / 4.9ft

9 SIGNAL CONVERTER UNIT

37140-98L00-000

10 DUAL STATION WIRING HARNESS

36622-98L00-000

11 BCM #2 WIRING HARNESS

36624-98L00-000
for Single Engine

36624-98L10-000
for Dual or Triple Engine

36624-98L20-000
for Quadruple, Quintuple, and Sextuple engines

12 ENGINE WIRING HARNESS

36621-98L00-000

A MAIN SWITCH PANEL (REGULAR KEY)

37100-98L10-000
Vertical type with Emergency stop switch

37100-98L20-000
Horizontal type with Emergency stop switch

37100-98L00-000
Ignition only, use with emergency switch

COMPONENT PARTS

A MAIN SWITCH PANEL (KEYLESS START SYSTEM)

37290-98L10-000
Vertical type with Emergency stop switch

37290-98L20-000
Horizontal type with Emergency stop switch

37290-98L00-000
Ignition only, use with emergency switch

B EMERGENCY SWITCH PANEL

37803-98L00-000

C MAIN WIRING HARNESS

36620-98L00-000
6.5m / 21.3ft for control system

36620-98L10-000
9.5m / 31.1ft for control system

D MAIN WIRING HARNESS EXTENSION

36620-98L20-000
2.0m / 6.5ft for control system

E TROLL MODE SWITCH PANEL

37860-98L00-000

F R/C BOX HARNESS EXTENSION

36627-98L00-000
1.0m / 3.2ft

G HARNESS COMP, CAN EXT

36627-98L20-000
2.0m / 6.5ft for triple engine, and quadruple engine

Switch Panel Selection Reference

EXTRA OPTION

COUNTER SELECT CONNECTOR

36612-98J20-000
Applicable Model DF150AP/175AP/200AP, DF250AP/300AP
Converts to counter rotation specification.

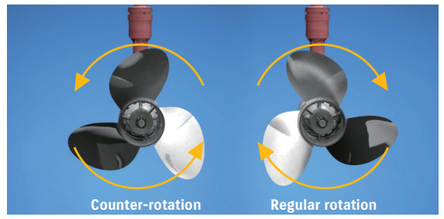

Suzuki Selective Rotation

In multi-outboard installations on large boats, a counter-rotation outboard is usually paired with a regular rotation model to help keep the boat travelling on an even keel and in a straight line. Suzuki Selective Rotation eliminates the need to purchase a dedicated counter-rotation outboard by using a special switch that turns a regular rotation outboard into a counter-rotation model.

SUZUKI SELECTIVE ROTATION

REMOTE-CONTROL KIT

SINGLE ENGINE

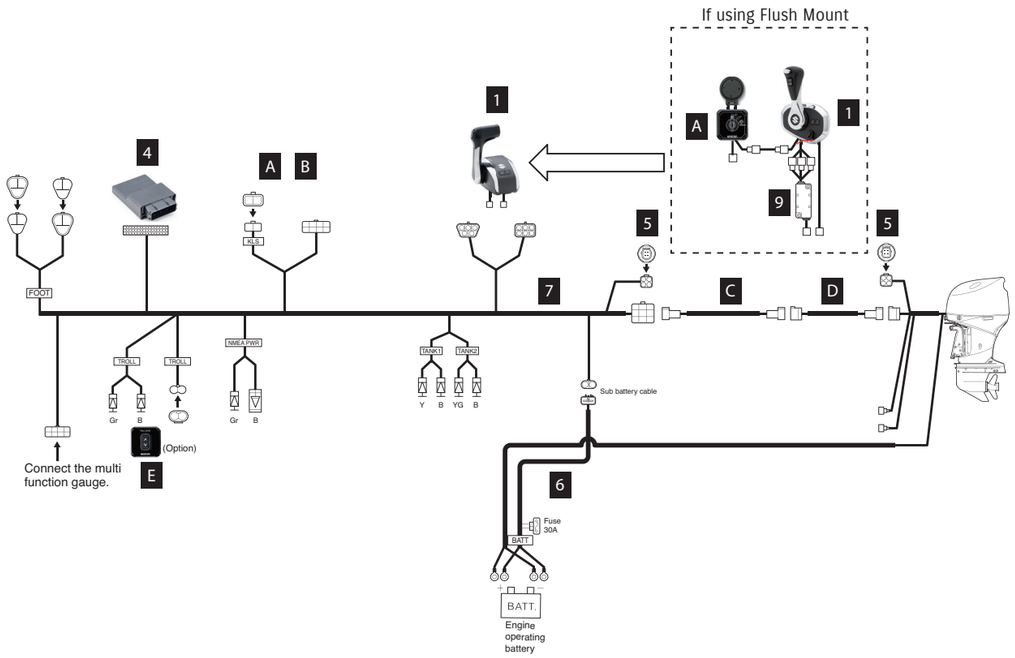

Items A ～ F are not included in the Kits. Please purchase them separately.

	For SINGLE ENGINE			KIT			
				TOP-MOUNT		FLUSH-MOUNT	
	PART NUMBER	PART NAME	LENGTH	1st STATION KIT	2nd STATION KIT	1st STATION KIT	2nd STATION KIT
				67000-98L04-000	67000-98LA4-000	67000-98L14-000	67000-98LB4-000
1	67200-98L00-000	TOP MOUNT R/C BOX		1	1	-	-
	67200-98L20-000	FLUSH MOUNT R/C BOX		-	-	1	1
3	38500-93J90-000	WARNING BUZZER		-	1	-	1
	09407-08401-000	WARNING BUZZER CLAMP		-	1	-	1
4	36770-98L04-000	BOAT CONTROL MODULE		1	1	1	1
	36775-98L00-000	BCM HOLDER (F)		1	1	1	1
	36776-98L00-000	BCM HOLDER (R)		1	1	1	1
	33925-98L00-000	BCM CUSHION		1	1	1	1
5	33926-98L00-000	TERMINAL RESISTOR		2	-	2	-
6	36625-98J10-000	BATTERY-LEAD		1	-	1	-
7	36623-98L00-000	BCM #1 WIRING HARNESS		1	-	1	-
8	36627-98L10-000	HARNESS ASSY,EM SWITCH EXT		-	-	1	1
9	37140-98L00-000	UNIT COMP,SIGNAL CONVERTER		-	-	1	1
10	36622-98L00-000	DUAL-STATION WIRING HARNESS		-	1	-	1
11	36624-98L00-000	BCM #2 WIRING HARNESS		-	1	-	1
-	09403-13402-000	HARNESS CLAMP		10	10	10	10
A	37100-98L00-000	MAIN SWITCH PANEL		Select type		37100-98L00 or 37290-98L00	
	37100-98L10-000	MAIN SWITCH PANEL VERTICAL					
	37100-98L20-000	MAIN SWITCH PANEL HORIZONTAL					
	37290-98L00-000	MAIN SWITCH PANEL (Keyless)			Select type		37290-98L00
	37290-98L10-000	MAIN SWITCH PANEL VERTICAL (Keyless)					
	37290-98L20-000	MAIN SWITCH PANEL HORIZONTAL (Keyless)					
B	37803-98L00-000	EMERGENCY SWITCH PANEL		*1	*1		
C	36620-98L00-000	MAIN WIRING HARNESS	6.5m/21.3ft	1 per station			
	36620-98L10-000		9.5m/31.1ft				
D	36620-98L20-000	MAIN WIRING HARNESS EXTENSION	2.0m/6.5ft	Select if necessary			
E	37860-98L00-000	TROLL MODE SWITCH PANEL (optional)		Optional			
F	36627-98L00-000	HARNESS COMP,R/CON EXT	1.0m/3.2ft			1	1

*Required when using 37100-98L00 or 37290-98L00 with TOP MOUNT.

DUAL ENGINE

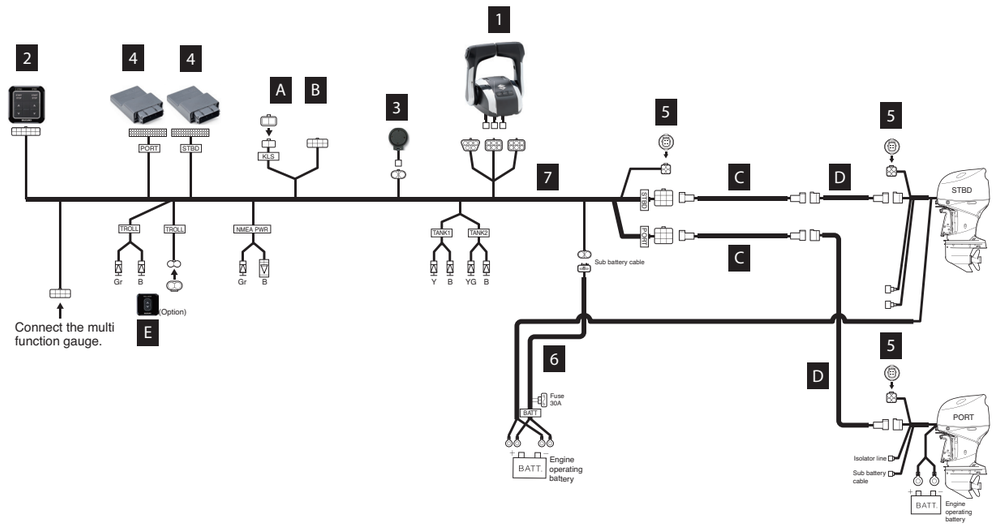

Items A ～ F are not included in the Kits. Please purchase them separately.

	For DUAL ENGINE			KIT	
	PART NUMBER	PART NAME	LENGTH	1st STATION KIT	2nd STATION KIT
				67000-98L24-000	67000-98LC4-000
1	67200-98L10-000	TOP MOUNT R/C BOX		1	1
2	37120-98L00-000	CONTROL PANEL		1	1
3	38500-93J90-000	WARNING BUZZER		1	2
	09407-08401-000	WARNING BUZZER CLAMP		1	2
4	36770-98L04-000	BOAT CONTROL MODULE		2	2
	36775-98L00-000	BCM HOLDER (F)		2	2
	36776-98L00-000	BCM HOLDER (R)		2	2
	33925-98L00-000	BCM CUSHION		2	2
5	33926-98L00-000	TERMINAL RESISTOR		3	-
6	36625-98J10-000	BATTERY-LEAD		1	-
7	36623-98L30-000	BCM #1 WIRING HARNESS		1	-
10	36622-98L00-000	DUAL-STATION WIRING HARNESS		-	1
11	36624-98L10-000	BCM #2 WIRING HARNESS		-	1
-	09403-13402-000	HARNESS CLAMP		15	10
-	36612-98J20-000	CONNECTOR, COUNTER SELECT		1	-
A	37100-98L00-000	MAIN SWITCH PANEL		Select type	
	37100-98L10-000	MAIN SWITCH PANEL VERTICAL			
	37100-98L20-000	MAIN SWITCH PANEL HORIZONTAL			
	37290-98L00-000	MAIN SWITCH PANEL (Keyless)			Select type
	37290-98L10-000	MAIN SWITCH PANEL VERTICAL (Keyless)			
	37290-98L20-000	MAIN SWITCH PANEL HORIZONTAL (Keyless)			
B	37803-98L00-000	EMERGENCY SWITCH PANEL		*1	*1
C	36620-98L00-000	MAIN WIRING HARNESS	6.5m/21.3ft	2 per station	
	36620-98L10-000		9.5m/31.1ft		
D	36620-98L20-000	MAIN WIRING HARNESS EXTENSION	2.0m/6.5ft	Select if necessary	
E	37860-98L00-000	TROLL MODE SWITCH PANEL (optional)		Optional	
F	36627-98L00-000	HARNESS COMP,R/CON EXT	1.0m/3.2ft	Select if necessary	

*Required when using 37100-98L00 or 37290-98L00 with TOP MOUNT.

REMOTE-CONTROL KIT

TRIPLE ENGINE

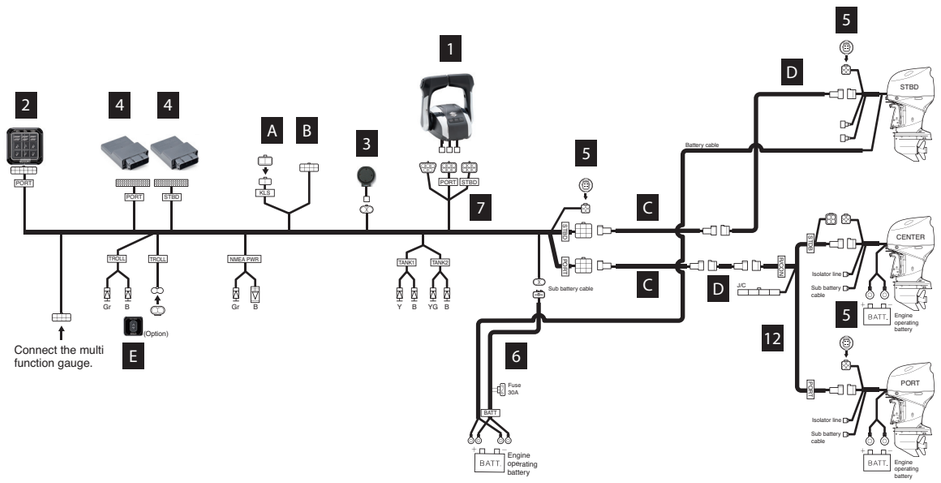

Items A ～ G are not included in the Kits. Please purchase them separately.

	For TRIPLE ENGINE			KIT	
	PART NUMBER	PART NAME	LENGTH	1st STATION KIT 67000-98L34-000	2nd STATION KIT 67000-98LD4-000
1	67200-98L10-000	TOP MOUNT R/C BOX		1	1
2	37120-98L10-000	CONTROL PANEL		1	1
3	38500-93J90-000	WARNING BUZZER		1	2
	09407-08401-000	WARNING BUZZER CLAMP		1	2
4	36770-98L04-000	BOAT CONTROL MODULE		2	2
	36775-98L00-000	BCM HOLDER (F)		2	2
	36776-98L00-000	BCM HOLDER (R)		2	2
	33925-98L00-000	BCM CUSHION		2	2
5	33926-98L00-000	TERMINAL RESISTOR		3	-
6	36625-98J10-000	BATTERY-LEAD		1	-
7	36623-98L30-000	BCM #1 WIRING HARNESS		1	-
10	36622-98L00-000	DUAL-STATION WIRING HARNESS		-	1
11	36624-98L10-000	BCM #2 WIRING HARNESS		-	1
12	36621-98L00-000	ENGINE WIRING HARNESS		1	-
-	09403-13402-000	HARNESS CLAMP		18	10
-	36612-98J20-000	CONNECTOR, COUNTER SELECT		1	-
A	37100-98L00-000	MAIN SWITCH PANEL		Select type	
	37100-98L10-000	MAIN SWITCH PANEL VERTICAL			
	37100-98L20-000	MAIN SWITCH PANEL HORIZONTAL			
	37290-98L00-000	MAIN SWITCH PANEL (Keyless)			Select type
	37290-98L10-000	MAIN SWITCH PANEL VERTICAL (Keyless)			
	37290-98L20-000	MAIN SWITCH PANEL HORIZONTAL (Keyless)			
B	37803-98L00-000	EMERGENCY SWITCH PANEL		*1	*1
C	36620-98L00-000	MAIN WIRING HARNESS	6.5m/21.3ft	2 per station	
	36620-98L10-000		9.5m/31.1ft		
D	36620-98L20-000	MAIN WIRING HARNESS EXTENSION	2.0m/6.5ft	Select if necessary	
E	37860-98L00-000	TROLL MODE SWITCH PANEL		Optional	
F	36627-98L00-000	HARNESS COMP, R/CON EXT	1.0m/3.2ft	Select if necessary	
G	36627-98L20-000	HARNESS COMP, CAN EXT	2.0m/6.5ft	Select if necessary	

*Required when using 37100-98L00 or 37290-98L00 with TOP MOUNT.

QUADRUPLE ENGINE

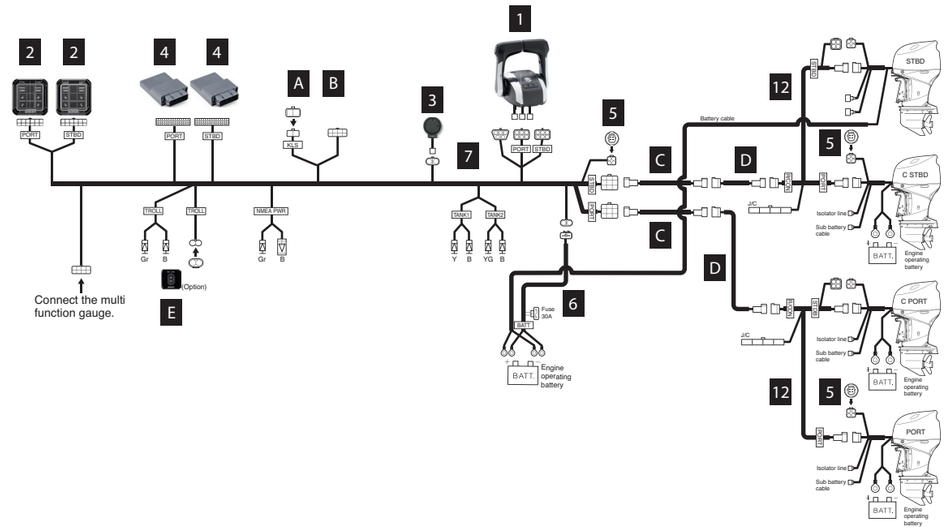

Items A ～ G are not included in the Kits. Please purchase them separately.

	For QUADRUPLE ENGINE			KIT	
	PART NUMBER	PART NAME	LENGTH	1st STATION KIT 67000-98L44-000	2nd STATION KIT 67000-98LE4-000
1	67200-98L10-000	TOP MOUNT R/C BOX		1	1
2	37120-98L20-000	CONTROL PANEL PORT		1	1
	37120-98L30-000	CONTROL PANEL STBD		1	1
3	38500-93J90-000	WARNING BUZZER		1	2
	09407-08401-000	WARNING BUZZER CLAMP		1	2
4	36770-98L04-000	BOAT CONTROL MODULE		2	2
	36775-98L00-000	BCM HOLDER (F)		2	2
	36776-98L00-000	BCM HOLDER (R)		2	2
	33925-98L00-000	BCM CUSHION		2	2
5	33926-98L00-000	TERMINAL RESISTOR		3	-
6	36625-98J10-000	BATTERY-LEAD		1	-
7	36623-98L40-000	BCM #1 WIRING HARNESS		1	-
10	36622-98L00-000	DUAL-STATION WIRING HARNESS		-	1
11	36624-98L20-000	BCM #2 WIRING HARNESS		-	1
12	36621-98L00-000	ENGINE WIRING HARNESS		2	-
-	09403-13402-000	HARNESS CLAMP		20	15
-	36612-98J20-000	CONNECTOR, COUNTER SELECT		2	-
A	37100-98L00-000	MAIN SWITCH PANEL		Select type	
	37100-98L10-000	MAIN SWITCH PANEL VERTICAL			
	37100-98L20-000	MAIN SWITCH PANEL HORIZONTAL			
	37290-98L00-000	MAIN SWITCH PANEL (Keyless)			Select type
	37290-98L10-000	MAIN SWITCH PANEL VERTICAL (Keyless)			
	37290-98L20-000	MAIN SWITCH PANEL HORIZONTAL (Keyless)			
B	37803-98L00-000	EMERGENCY SWITCH PANEL		*1	*1
C	36620-98L00-000	MAIN WIRING HARNESS	6.5m/21.3ft	2 per station	
	36620-98L10-000		9.5m/31.1ft		
D	36620-98L20-000	MAIN WIRING HARNESS EXTENSION	2.0m/6.5ft	Select if necessary	
E	37860-98L00-000	TROLL MODE SWITCH PANEL		Optional	
F	36627-98L00-000	HARNESS COMP,R/CON EXT	1.0m/3.2ft	Select if necessary	
G	36627-98L20-000	HARNESS COMP,CAN EXT	2.0m/6.5ft	Select if necessary	

*Required when using 37100-98L00 or 37290-98L00 with TOP MOUNT.

MECHANICAL REMOTE CONTROL

For mechanical control models from year 2023, we introduced a new Main Wiring Harness. This harness enables CAN connection, which allows mechanical models to use functions that were previously exclusive to SPC models. From year 2025, model range DF200-250 will also become applicable to CAN connection.

	Single Top Mount	Dual Top Mount	Flush Mount	Side Mount
REMOTE CONTROL BOX				

By using with the SMG4, it also enables the Automatic trim and use of the new Keyless Start System.

Functions available using the CAN Harness

	DF40A-60A	DF70A-100B	DF100C-140B	DF150A-200A	DF200-250
CAN Connection	✓	✓	✓	✓	✓
Automatic Trim	X	X	✓	✓	✓
New Keyless Start System	X	✓	✓	✓	✓

MAIN WIRING HARNESS (CAN Connection)

36620-93JA0/B0/C0

Remote controls for using CAN connection	
Single Top Mount	67200-88L02-000
Dual Top Mount	67200-88L12-000
Flush Mount	67200-93J34-000
Side Mount	67200-93J70-000

Two optional features will be available with CAN Harness (Both of the optional features need the installation of SMG4.)

KEYLESS START SYSTEM

Applicable Model DF70A and above

This system allows you to start multiple engines by placing key-fob nearby.

- One push Start & Stop for up to 6 outboard motors.
- Waterproof Float Key Fob.
- Security support with immobilizer.

ADVANTAGE

- Provides high security.
- No ignition key is necessary.

AUTOMATIC TRIM

Applicable Model DF100C and above

The Automatic Trim adjust trim angle automatically depending on the engine RPM without your control.

ADVANTAGE

- Helps to keep the appropriate trim angle and contribute to achieve faster top speed and better fuel efficiency.

*Available with SMG4

If using the new Keyless Start System, please ensure to use the new switch panels.
The Keyless Start System is only available in limited regions. If you are not sure about your market, please check with your local dealer.

COMPONENT OF MECHANICAL REMOTE CONTROL

1 TOP MOUNT R/C BOX

67200-88L02-000
for Single Engine
Applicable Model DF8A-250

TOP MOUNT R/C BOX DUAL

67200-88L12-000
for Dual Engine
Applicable Model DF70A-250

FLUSH MOUNT R/C BOX

67200-93J34-000
for Single Engine
Applicable Model DF8A-250

SIDE MOUNT REMOTE CONTROL BOX

67200-91J32-000
for Single Engine. Without IGN SW
Applicable Model DF4A-6A

67200-94J40-000
for Single Engine. With warning buzzer without PTT switch
Applicable Model DF8A-30A

67200-93J70-000
for Single Engine. With PTT switch
Applicable Model DF9.9B-250

TWIN REMOTE-CONTROL ATTACHMENT KIT

67140-95601-000
Applicable Model DF9.9B-30A/ 100C-250

2 MAIN SWITCH PANEL (REGULAR KEY)

37100-98L10-000
Vertical type With Emergency stop switch
Applicable Model DF9.9B-250

37100-98L20-000
Horizontal type With Emergency stop switch
Applicable Model DF9.9B-250

37100-98L30-000
Dual Ignition With Emergency stop switch
Applicable Model DF9.9B-250

37100-98L00-000
Ignition switch only
Applicable Model DF9.9B-250

2 MAIN SWITCH PANEL (KEYLESS START SYSTEM with CAN Connection)

37290-98L10-000
Vertical type with Emergency stop switch

37290-98L20-000
Horizontal type with Emergency stop switch

37290-98L00-000
Ignition switch only

3 EMERGENCY SWITCH PANEL

37803-98L00-000

4 MAIN WIRING HARNESS (CAN Connection)

36620-93JA0-000
6.5m/21.3ft for Control system
Applicable Model DF40A-250

36620-93JB0-000
5.0m/16.4ft for Control system
Applicable Model DF40A-250

36620-93JC0-000
8.0m/26.2ft for Control system
Applicable Model DF40A-250

MAIN WIRING HARNESS EXTENSION

36620-93JD0-000
Extension,2.0m/6.5ft
Applicable Model DF40A-250

36620-93JE0-000
Extension,3.0m/9.8ft
Applicable Model DF40A-250

4 MAIN WIRING HARNESS (Non-CAN Connection)

36620-93J70-000
6.5m/21.3ft for Control system
Applicable Model DF40A-250

36620-93J80-000
5.0m/16.4ft for Control system
Applicable Model DF40A-250

36620-93J90-000
8.0m/26.2ft for Control system
Applicable Model DF40A-250

36620-89L10-000
6.5m/21.3ft for Control system
Applicable Model DF8A/DF9.9B/ 15A/20A

36620-94L20-000
6.5m/21.3ft for Control system
Applicable Model DF25A/30A

MAIN WIRING HARNESS EXTENSION

36620-93J12-000
2.0m/6.5ft for Control system
Applicable Model DF8A/ DF9.9B-250

36620-93J42-000
3.0m/9.8ft for Control system
Applicable Model DF8A/ DF9.9B-250

5 REMOTE-CONTROL CABLE (ORT THROTTLE AND SHIFT CABLES)

CCX63308
2.44 m / 8.0 ft
Applicable Model DF4A-250

CCX63310
3.05 m / 10.0 ft
Applicable Model DF4A-250

CCX63312
3.66 m / 12.0 ft
Applicable Model DF4A-250

CCX63314
4.27 m / 14.0 ft
Applicable Model DF4A-250

CCX63316
4.88 m / 16.0 ft
Applicable Model DF4A-250

CCX63318
5.49 m / 18.0 ft
Applicable Model DF4A-250

CCX63320
6.10 m / 20.0 ft
Applicable Model DF4A-250

CCX63322
6.71 m / 22.0 ft
Applicable Model DF4A-250

CCX63324
7.32 m / 24.0 ft
Applicable Model DF4A-250

6 PTT SWITCH PANEL

37805-88L00-000
Applicable Model DF40A-250

BATTERY LEAD

36625-93J10-000
6.7 m / 21.9ft
Applicable Model DF100C-200A/ 200-250

36625-93J01-000
3.9 m / 12.7ft
Applicable Model DF100C-200A/ 200-250

SPACER KIT

67500-88L00-000
for Single Top-mount type
Applicable Model DF8A-250

67500-88L10-000
for Dual Top-mount type
Applicable Model DF70A-250

7 KEYLESS CONTROL UNIT

37171-98L02-000
433MHz for CAN connection

KEYLESS PARTS HOLDER

37173-96L10-000

HOLDER

32980-38F00-000

CUSHION

32851-93J00-000

8 HARNESS ASSY, KEYLESS CONTROL

36623-98LA0-000
for CAN connection

9 BUZZER ASSY

38500-93J90-000

10 RELAY ASSY, KLS

38860-96L01-000

11 KEY FOB

37172-96L03-000
433MHz

12 HARNESS ASSY, KLS DUAL ENGINE

36621-98L31-000

13 WIRE COMP, CAN

36661-96L40-000

REMOTE CONTROL ATTACHMENT KIT

Converts ME model to REMOTE-CONTROL model.



67101-97L00-000
Applicable Model DF4A-6A

67130-89L22-000
Applicable Model DF9.9B/15A/20A

67130-94L30-000
Applicable Model DF25A/30A (Year 2023~)

67130-94L20-000
Applicable Model DF25ATH/30ATH (Year 2023~)

67130-99J02-000
Requires CLAMP BRACKET SET (41100-99JL0-YAY)
Applicable Model DF8A/9.9A

CLAMP BRACKET SET

No photo available

41100-99JL0-YAY
Required to install 67130-99J02
Applicable Model DF8A/9.9A

EXTRA OPTIONS

RIGGING TUBE

990C0-20010-000
Applicable Model DF70A-350A
*Connect to the hose adapter equipped on the engine

TROLL MODE SWITCH PANEL

SUZUKI TROLL MODE SYSTEM

Troll Mode Switch:
An option for Remote Control models from DF40A and over, this system allows the user to adjust engine speed in 50rpm increments, giving highly precise control at low revs. With its own tachometer and control switch, it works alongside our multi-function gauges and analogue gauges.

Tiller Handle Models from DF40A and over except DF90AWQH have Suzuki Troll Mode System as standard equipment.

37860-98L00-000
Applicable Model DF40A-350A
Activates SUZUKI Troll Mode System and controls RPM from idling engine speed up to 1200rpm at every 50rpm.

SINGLE ENGINE with CAN Connection (REGULAR KEY)

	For SINGLE ENGINE (SINGLE STATION, REGULAR KEY)			Required Quantity		
	PART NUMBER	PART NAME	LENGTH	TOP-MOUNT	FLUSH-MOUNT	SIDE-MOUNT
1	67200-88L02-000	TOP MOUNT R/C BOX		1	-	-
	67200-93J34-000	FLUSH MOUNT R/C BOX		-	1	-
	67200-93J70-000	SIDE MOUNT R/C BOX		-	-	1
2	37100-98L10-000	PANEL ASSY, MAIN SWITCH VERTICAL		1	1	-
	37100-98L20-000	PANEL ASSY, MAIN SWITCH HORIZONTAL				
	37100-98L00-000	MAIN SWITCH PANEL				
3	37803-98L00-000	EMERGENCY SWITCH PANEL		*1	*1	-
4	36620-93JA0-000	MAIN WIRING HARNESS	6.5m / 21.3ft	1	1	1
	36620-93JB0-000	MAIN WIRING HARNESS	5.0m / 16.4ft			
	36620-93JC0-000	MAIN WIRING HARNESS	8.0m / 26.2ft			
	36620-93JD0-000	WIRE ASSY, REMOTE CONTROL EXT	2.0m / 6.5ft	Optional	Optional	Optional
	36620-93JE0-000	WIRE ASSY, REMOTE CONTROL EXT	3.0m / 9.8ft			
5	67320-93J00-000	R/C CABLE	2.4m / 8.0ft	Select two		
	67320-93J10-000		3.0m / 9.8ft			
	67320-93J20-000		3.6m / 12.0ft			
	67320-93J30-000		4.2m / 14.0ft			
	67320-93J40-000		4.8m / 16.0ft			
	67320-93J50-000		5.4m / 18.0ft			
	67320-93J60-000		6.1m / 20.0ft			
	67320-93J70-000		6.7m / 22.0ft			
	67320-93J80-000		7.3m / 24.0ft			

*Only if using 37100-98L00-000

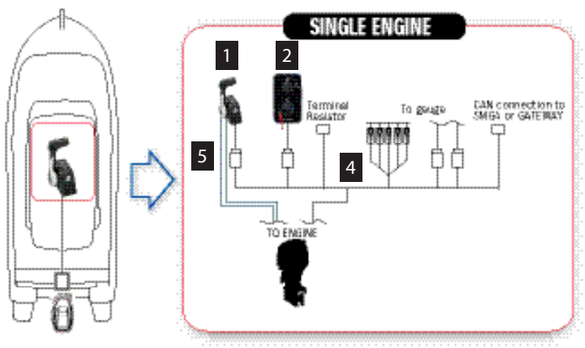

For KEYLESS START SYSTEM

	For SINGLE ENGINE (SINGLE STATION with KEYLESS SYSTEM)			Required Quantity	
	PART NUMBER	PART NAME	LENGTH	TOP-MOUNT	FLUSH-MOUNT
1	67200-88L02-000	TOP MOUNT R/C BOX		1	-
	67200-93J34-000	FLUSH MOUNT R/C BOX		-	1
2	37290-98L10-000	PANEL ASSY, MAIN SWITCH VERTICAL		1	
	37290-98L20-000	PANEL ASSY, MAIN SWITCH HORIZONTAL			
	37290-98L00-000	MAIN SWITCH PANEL			
3	37803-98L00-000	EMERGENCY SWITCH PANEL		*1	
4	36620-93JA0-000	MAIN WIRING HARNESS	6.5m / 21.3ft	1	
	36620-93JB0-000	MAIN WIRING HARNESS	5.0m / 16.4ft		
	36620-93JC0-000	MAIN WIRING HARNESS	8.0m / 26.2ft		
	36620-93JD0-000	WIRE ASSY, REMOTE CONTROL EXT	2.0m / 6.5ft	Optional	
	36620-93JE0-000	WIRE ASSY, REMOTE CONTROL EXT	3.0m / 9.8ft		
5	67320-93J00-000	R/C CABLE	2.4m / 8.0ft	Select two	
	67320-93J10-000		3.0m / 9.8ft		
	67320-93J20-000		3.6m / 12.0ft		
	67320-93J30-000		4.2m / 14.0ft		
	67320-93J40-000		4.8m / 16.0ft		
	67320-93J50-000		5.4m / 18.0ft		
	67320-93J60-000		6.1m / 20.0ft		
	67320-93J70-000		6.7m / 22.0ft		
	67320-93J80-000		7.3m / 24.0ft		
7	37171-98L02-000	CONTROLLER ASSY, KLS 433		1	
8	36623-98LA0-000	HARNESS ASSY, KLS CONT		1	
9	38500-93J90-000	BUZZER ASSY		1	
10	38860-96L01-000	RELAY ASSY, KLS		1	
11	37172-96L03-000	KEY FOB 433 MHz		2	

*Only if using 37100-98L00-000

DUAL ENGINE with CAN Connection (REGULAR KEY)

	For DUAL ENGINE (SINGLE STATION, REGULAR KEY)			Required Quantity	
	PART NUMBER	PART NAME	LENGTH	TOP MOUNT	SIDE MOUNT
1	67200-88L12-000	TOP MOUNT R/C BOX DUAL		1	-
	67200-93J70-000	REMOTE CONTROL ASSY		-	2
2	37100-98L30-000	PANEL ASSY, MAIN SWITCH MULTI		1	-
4	36620-93JA0-000	MAIN WIRING HARNESS	6.5m / 21.3ft	2	2
	36620-93JB0-000	MAIN WIRING HARNESS	5.0m / 16.4ft		
	36620-93JC0-000	MAIN WIRING HARNESS	8.0m / 26.2ft		
	36620-93JD0-000	WIRE ASSY, REMOTE CONTROL EXT	2.0m / 6.5ft	Optional	Optional
	36620-93JE0-000	WIRE ASSY, REMOTE CONTROL EXT	3.0m / 9.8ft		
5	67320-93J00-000	R/C CABLE	2.4m / 8.0ft	Select four	
	67320-93J10-000		3.0m / 9.8ft		
	67320-93J20-000		3.6m / 12.0ft		
	67320-93J30-000		4.2m / 14.0ft		
	67320-93J40-000		4.8m / 16.0ft		
	67320-93J50-000		5.4m / 18.0ft		
	67320-93J60-000		6.1m / 20.0ft		
	67320-93J70-000		6.7m / 22.0ft		
	67320-93J80-000		7.3m / 24.0ft		
13	36661-96L40-000	WIRE COMP, CAN		1	1

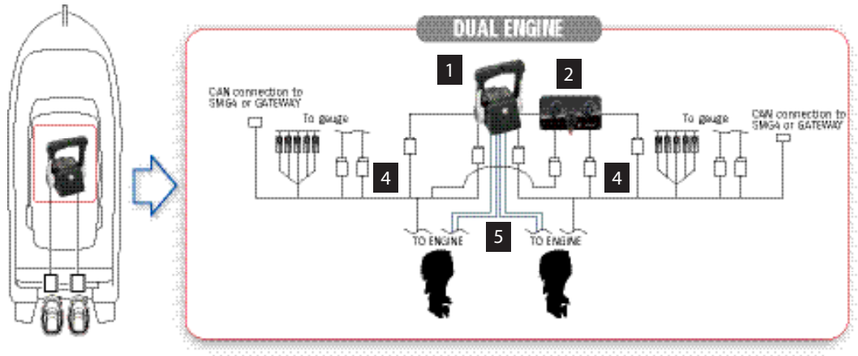

For KEYLESS START SYSTEM

	For DUAL ENGINE (SINGLE STATION with KEYLESS SYSTEM)			Required Quantity
	PART NUMBER	PART NAME	LENGTH	
1	67200-88L12-000	TOP MOUNT R/C BOX DUAL		1
2	37290-98L00-000	PANEL ASSY, ENG START SW		2
	37803-98L00-000	PANEL ASSY, EMERGENCY SW		1
4	36620-93JA0-000	MAIN WIRING HARNESS	6.5m / 21.3ft	2
	36620-93JB0-000	MAIN WIRING HARNESS	5.0m / 16.4ft	
	36620-93JC0-000	MAIN WIRING HARNESS	8.0m / 26.2ft	
	36620-93JD0-000	WIRE ASSY, REMOTE CONTROL EXT	2.0m / 6.5ft	Optional
	36620-93JE0-000	WIRE ASSY, REMOTE CONTROL EXT	3.0m / 9.8ft	
5	67320-93J00-000	R/C CABLE	2.4m / 8.0ft	Select four
	67320-93J10-000		3.0m / 9.8ft	
	67320-93J20-000		3.6m / 12.0ft	
	67320-93J30-000		4.2m / 14.0ft	
	67320-93J40-000		4.8m / 16.0ft	
	67320-93J50-000		5.4m / 18.0ft	
	67320-93J60-000		6.1m / 20.0ft	
	67320-93J70-000		6.7m / 22.0ft	
	67320-93J80-000		7.3m / 24.0ft	
7	37171-98L02-000	CONTROLLER ASSY, KLS 433		1
8	36623-98LA0-000	HARNESS ASSY, KLS CONT		1
9	38500-93J90-000	BUZZER ASSY		2
10	38860-96L01-000	RELAY ASSY, KLS		1
11	37172-96L03-000	KEY FOB 433 MHz		2
12	36621-98L31-000	HARNESS ASSY, KLS DUAL ENG		1

SINGLE ENGINE with Non-CAN Connection

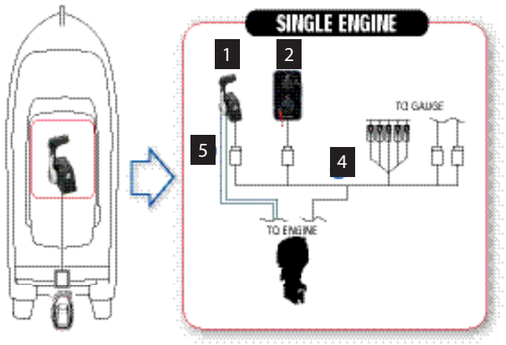

	For SINGLE ENGINE (Single Station)			Required Quantity		
	PART NUMBER	PART NAME	LENGTH	Top-MOUNT	FLUSH-MOUNT	SIDE-MOUNT
1	67200-88L02-000	TOP MOUNT R/C BOX		1	-	-
	67200-93J34-000	FLUSH MOUNT R/C BOX		-	1	-
	67200-93J70-000	SIDE MOUNT R/C BOX		-	-	1
2	37100-98L00-000	MAIN SWITCH PANEL IG SWITCH ONLY		1 (Select type)		-
	37100-98L10-000	MAIN SWITCH PANEL VERTICAL				
	37100-98L20-000	MAIN SWITCH PANEL HORIZONTAL				
3	37803-98L00-000	PANEL ASSY, EMERGENCY SWITCH		*1		-
4	36620-93J70-000	MAIN WIRING HARNESS	6.5m / 21.3ft	Select one		
	36620-93J80-000		5.0m / 16.4ft			
	36620-93J90-000		8.0m / 26.2ft			
	36620-93J12-000	MAIN WIRING HARNESS EXTENSION	2.0m / 6.5ft	Optional. Select if neccessary.		
	36620-93J41-000		3.0m / 9.8ft			
5	67320-93J00-000	R/C CABLE	2.4m / 8.0ft	Select two		
	67320-93J10-000		3.0m / 9.8ft			
	67320-93J20-000		3.6m / 12.0ft			
	67320-93J30-000		4.2m / 14.0ft			
	67320-93J40-000		4.8m / 16.0ft			
	67320-93J50-000		5.4m / 18.0ft			
	67320-93J60-000		6.1m / 20.0ft			
	67320-93J70-000		6.7m / 22.0ft			
	67320-93J80-000		7.3m / 24.0ft			

*Only needed if using 37100-98L00

DUAL ENGINE with Non-CAN Connection

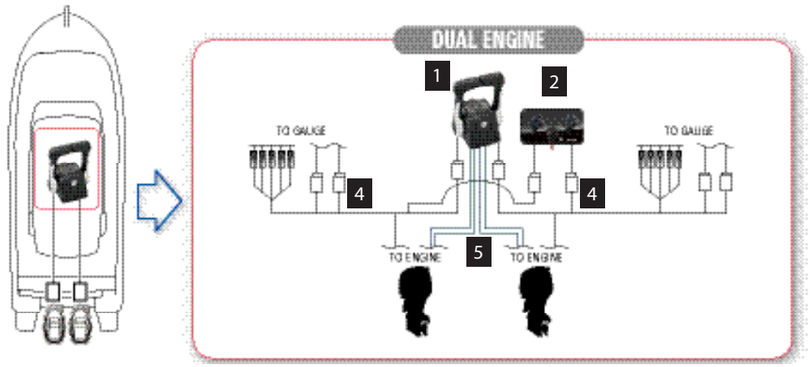

	For DUAL ENGINE (Single station)				Required Qty
	PART NUMBER	PART NAME	LENGTH	Qty	Single Station
1	67200-88L12-000	TOP MOUNT R/C BOX		1	1
2	37100-98L00-000	MAIN SWITCH PANEL IG SWITCH ONLY		2	Select -98L00 OR -98L30
	37100-98L30-000	DUAL IGNITION WITH E/S SWITCH		1	
3	37803-98L00-000	PANEL ASSY, EMERGENCY SWITCH		*1	*1
4	36620-93J70-000	MAIN WIRING HARNESS	6.5m / 21.3ft	Select two	2
	36620-93J80-000		5.0m / 16.4ft		
	36620-93J90-000		8.0m / 26.2ft		
	36620-93J12-000	MAIN WIRING HARNESS EXTENSION	2.0m / 6.5ft	Optional	-
	36620-93J42-000		3.0m / 9.8ft		
5	67320-93J00-000	R/C CABLE	2.4m / 8.0ft	Select four	4
	67320-93J10-000		3.0m / 9.8ft		
	67320-93J20-000		3.6m / 12.0ft		
	67320-93J30-000		4.2m / 14.0ft		
	67320-93J40-000		4.8m / 16.0ft		
	67320-93J50-000		5.4m / 18.0ft		
	67320-93J60-000		6.1m / 20.0ft		
	67320-93J70-000		6.7m / 22.0ft		
	67320-93J80-000		7.3m / 24.0ft		

*Only needed if using 37100-98L00

KEYLESS START SYSTEM

KEYLESS START SYSTEM for Suzuki Precision Control or Mechanical Remote Control with CAN Connection

*SMG4 or SMD is required to use

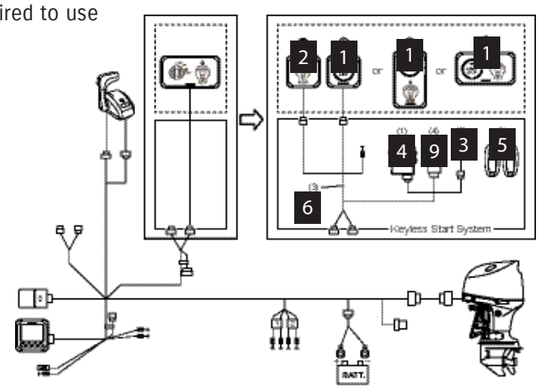

				KIT CONTROLLER SET 37105-98L07-000	Total Required Quantity SINGLE	DUAL	TRIPLE	QUAD
	PART NUMBER	PART NAME	LENGTH					
1	37290-98L00-000 37290-98L10-000 37290-98L20-000	MAIN SWITCH PANEL MAIN SWITCH PANEL VERTICAL MAIN SWITCH PANEL HORIZONTAL	-	-	1	1	1	1
2	37803-98L00-000	EMERGENCY SWITCH PANEL	-	-	*1	*1	*1	*1
3	38500-93J90-000	BUZZER	-	1	1	1	1	1
4	37171-98L02-000	KEYLESS CONTROL UNIT	-	1	1	1	1	1
5	37172-96L03-000	KEY FOB	-	2	2	2	2	2
6	36623-98LA0-000	KEYLESS CONTROL HARNESS	-	1	1	1	1	1
9	38860-96L01-000	RELAY ASSY, KLS	-	1	1	1	1	1
10	37173-96L10-000	HOLDER, KLS PARTS	-	1	1	1	1	1
11	32980-38F00-000	HOLDER	-	1	1	1	1	1
12	32851-93J00-000	CUSHION	-	1	1	1	1	1
-	09407-14407-000	CLAMP, KLS HARNESS	-	1	1	1	1	1
-	37117-96L00-000	DECAL, KLS	-	2	-	-	-	-

■ *Used when using 37290-98L00-000.

COMPONENT PARTS

1 MAIN SWITCH PANEL VERTICAL

MAIN SWITCH PANEL HORIZONTAL

MAIN SWITCH PANEL

2 EMERGENCY SWITCH PANEL

3 BUZZER

4 KEYLESS CONTROL UNIT

5 KEY FOB

6 KEYLESS CONTROL HARNESS

9 KEYLESS RELAY ASSY

10 KEYLESS PARTS HOLDER

11 HOLDER

12 CUSHION

	PART NUMBER	PART NAME	NOTE
1	37290-98L00-000 37290-98L10-000 37290-98L20-000	MAIN SWITCH PANEL MAIN SWITCH PANEL VERTICAL MAIN SWITCH PANEL HORIZONTAL	
2	37803-98L00-000	EMERGENCY SWITCH PANEL	Used when using 37290-98L00-000
3	38500-93J90-000	BUZZER	
4	37171-98L02-000	KEYLESS CONTROL UNIT	433MHz
5	37172-96L03-000	KEY FOB	433MHz
6	36623-98LA0-000	KEYLESS CONTROL HARNESS	
9	38860-96L01-000	RELAY ASSY, KLS	
10	37173-96L10-000	HOLDER, KLS PARTS	
11	32980-38F00-000	HOLDER	
12	32851-93J00-000	CUSHION	

SUZUKI MULTI-FUNCTION GAUGE

The Suzuki Multi-function Gauge (SMG4) shows all the necessary information on one, user-friendly screen.
Users can view a wide range of important information, including engine rpm, speed and trim angle, engine temp and fuel economy in and total fuel flow for multiple engine installations.
The SMG4 also shows alerts from the engine's sensors and warning systems.

ANALOGUE TACHO & SPEED MODE

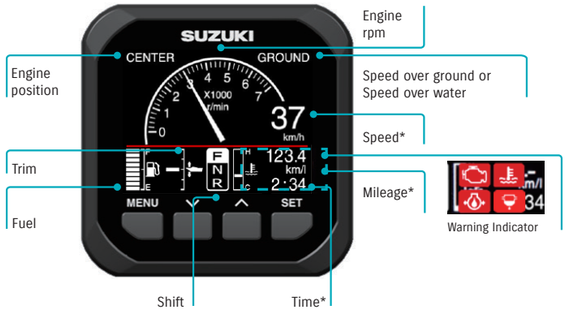

TACHO MODE

- Fuel flow (instantaneous)
- Mileage* (instantaneous and average)
- Trip time, Trip distance*
- Engine hour, Voltage, Water temp and more...

TROLL MODE FUNCTION

- Allows you to control your troll mode from the Multi-Function Gauge

This function is available from year 2019 models. Can only be used by models which are adapted to troll mode.

* Speed sensor or GPS module required.

	GPS Module	Speed sensor
Speed	✓	✓
Mileage	✓	✓
Trip distance	✓	✓
Time	✓	N/A

DISPLAY MODES

DIGITAL TACHO & SPEED MODE

ANALOGUE SPEED MODE

*Night mode screen

FUEL MODE

FEATURES

Multilingual menu
SMG4 is available in 13 languages:
English, French, Italian, German, Spanish, Swedish, Norwegian, Finnish, Dutch, Portuguese, Danish, Russian, Japanese.

Automatic Trim
Automatically adjusts trim angle with OBM RPM

Remark: Automatic Trim function are only available for DF100C and above.

Demo mode
Shows preinstalled data to demonstrate function of selected screen.
(Ideal for boat shows and exhibitions)

COMPONENT PARTS

1 GAUGE ASSY, MULTI

34011-96L44-000

2 WIRE COMP, EXTENSION

2-1 990C0-88104-000
0.6m / 1.9ft

2-2 990C0-88105-000
1.8m / 5.9ft

3 HARNESS ASSY, NETWORK POWER

990C0-88112-000

9 WIRE COMP, GAUGE EXT (0.6m)

36667-96L60-000
0.6 m / 1.9ft

10 ADAPTER COMP, GAUGE

36661-96L30-000
for Dual Engine

11 ADAPTER, GAUGE FOR MULTI

36665-87L10-000
In addition to component of [MECHANICAL SINGLE]

4 CONNECTOR COMP, BRANCH

990C0-88110-000

5 UNIT COMP, RESISTOR FEMALE

990C0-88113-000

6 UNIT COMP, RESISTOR MALE

990C0-88114-000

7 WIRE COMP, GAUGE ADAPTER

7-1 36667-96L40-000

7-2 36667-96L50-000
for Tank 3-4

7-3 36667-96L11-000
for Mechanical Control

8 SENSOR ASSY, PADDLE WHEEL

990C0-88317-000

GPS RECEIVER MODULE

990C0-88122-000

INSTALLATION DIAGRAM

SINGLE ENGINE with S.P.C or MECHANICAL CONTROL (CAN Connection)

SINGLE STATION

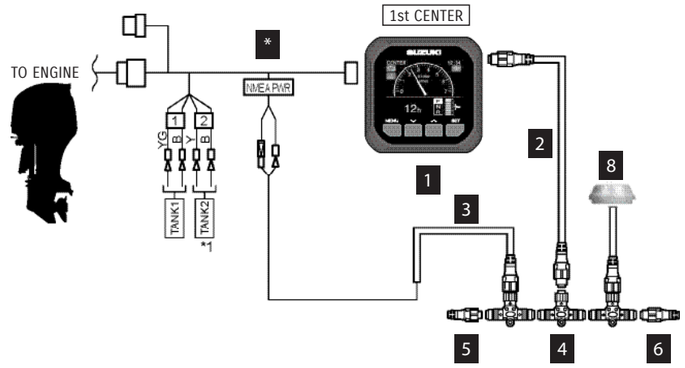

DUAL STATION (S.P.C only)

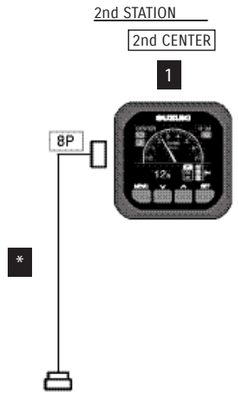

TOTAL REQUIREMENT LIST

For SINGLE ENGINE				Total Required Quantity					
	PART NUMBER	PART NAME	LENGTH	SINGLE STATION	SINGLE STATION (Speed over water)	SINGLE STATION (Speed over ground)	DUAL STATION	DUAL STATION (Speed over water)	DUAL STATION (Speed over ground)
1	34011-96L44-000	GAUGE ASSY, MULTI	-	1	1	1	2	2	2
-	36001-88L00-000	CABLE KIT	-	-	1	1	-	1	1
8	990C0-88317-000	SENSOR ASSY, PADDLE WHEEL	-	-	1	-	-	1	-
	990C0-88122-000	GPS RECEIVER MODULE	-	-	-	1	-	-	1
-	33926-98L00-000	TERMINAL RESISTOR	-	1	1	1	-	-	-
*S.P.C	36623-98L00-000	BCM HARNESS No.1	-	1	1	1	1	1	1
	36624-98L00-000	BCM HARNESS No.2	-	-	-	-	1	1	1
*Mechanical	36620-93JA0-000	MAIN WIRING HARNESS	6.5m/21.3ft	1	1	1	Dual station is not applicable for Mechanical Control.		
	36620-93JB0-000		5.0m/16.4ft						
	36620-93JC0-000		8.0m/26.2ft						

* BCM Harness No.1 & 2 ⇒ S.P.C. See page 11.
Main Wiring Harness ⇒ Mechanical Control (CAN Connection). See page 21.

CABLE KIT COMPONENT

	PART NUMBER	PART NAME	LENGTH	Quantity
	36001-88L00-000	CABLE KIT	-	-
2	990C0-88104-000	WIRE COMP, EXTENSION	0.6m	1
3	990C0-88112-000	HARNESS ASSY, NETWORK POWER	-	1
4	990C0-88110-000	CONNECTOR COMP, BRANCH	-	1
5	990C0-88113-000	UNIT COMP, RESISTOR FEMALE	-	1
6	990C0-88114-000	UNIT COMP, RESISTOR MALE	-	1

DUAL ENGINE with S.P.C or MECHANICAL CONTROL (CAN Connection)

SINGLE STATION (S.P.C only)

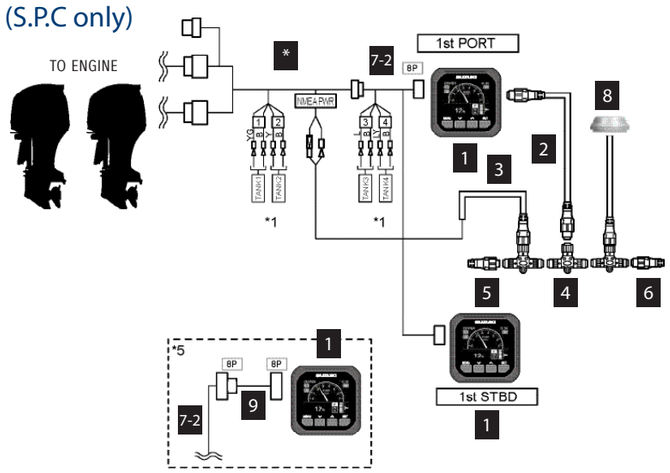

DUAL STATION (S.P.C only)

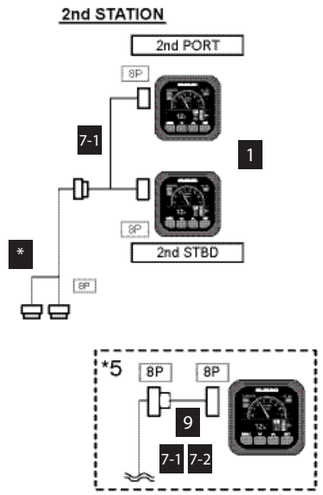

TOTAL REQUIREMENT LIST

For DUAL ENGINE				Total Required Quantity					
	PART NUMBER	PART NAME	LENGTH	SINGLE STATION	SINGLE STATION (Speed over water)	SINGLE STATION (Speed over ground)	DUAL STATION	DUAL STATION (Speed over water)	DUAL STATION (Speed over ground)
1	34011-96L44-000	GAUGE ASSY, MULTI	-	2	2	2	4	4	4
-	36001-88L00-000	CABLE KIT	-	-	1	1	-	1	1
8	990C0-88317-000	SENSOR ASSY, PADDLE WHEEL	-	-	1	-	-	1	-
	990C0-88122-000	GPS RECEIVER MODULE	-	-	-	1	-	-	1
9	36667-96L60-000	WIRE COMP, GAUGE EXT	-	-	-	-	Optional		
-	33926-98L00-000	TERMINAL RESISTOR	-	1	1	1	-	-	-
*S.P.C 7-1 7-2	36667-96L40-000	WIRE COMP, GAUGE ADAPTER	-	Select 1			2**		
	36667-96L50-000	WIRE COMP, GAUGE ADAPTER (FOR TANK3-4)	-						
	36623-98L30-000	BCM HARNESS No.1	-	1	1	1	1	1	1
	36624-98L10-000	BCM HARNESS No.2	-	-	-	-	1	1	1
*Mechanical	36620-93JA0-000	MAIN WIRING HARNESS	6.5m/21.3ft	2	2	2	Dual station is not applicable for Mechanical Control.		
	36620-93JB0-000		5.0m/16.4ft						
	36620-93JC0-000		8.0m/26.2ft						
	36665-87L10-000	ADAPTER, GAUGE FOR MULTI	-	1***	1***	1***			

* BCM Harness No.1 & 2 ⇒ S.P.C. See page 11.
Main Wiring Harness ⇒ Mechanical Control (CAN Connection). See page 21.
** 36667-96L40 x 1 + 36667-96L50 x 1 or 36667-96L40 x 2
*** Please refer to Rigging Manual for installation.

SINGLE ENGINE with MECHANICAL CONTROL (Non-CAN Connection)

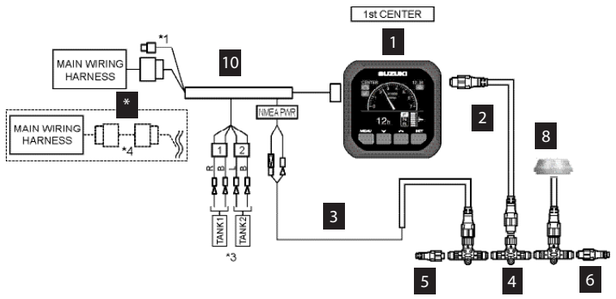

■Basic Kit
34000-96L4C A. GAUGE KIT

■When using GPS module (or Speed over water)
34000-96L4C A. GAUGE KIT
+36001-88L00 B. CABLE KIT

+39950-88L02 GPS. Receiver Module
(34190-88L00 When using Speed over water)

+

■When using DF9.9B-DF30A
36660-89L02-000

	For MECHANICAL CONTROL & SINGLE ENGINE			KIT		Total Required Quantity
				A. GAUGE KIT	B. CABLE KIT	
	PART NUMBER	PART NAME	LENGTH	34000-96L4C-000	36001-88L00-000	A (+ B) <+ * >
1	34011-96L45-000	GAUGE ASSY, MULTI	-	1	-	1
2-1	990C0-88104-000	WIRE COMP, EXTENSION	0.6m	-	1	(1)
2-2	990C0-88105-000		1.8m	-	-	
3	990C0-88112-000	HARNESS ASSY, NETWORK POWER	-	-	1	(1)
4	990C0-88110-000	CONNECTOR COMP, BRANCH	-	-	1	(1)
5	990C0-88113-000	UNIT COMP, RESISTOR FEMALE	-	-	1	(1)
6	990C0-88114-000	UNIT COMP, RESISTOR MALE	-	-	1	(1)
8	990C0-88317-000	SENSOR ASSY, PADDLE WHEEL	-	-	-	(1)
	990C0-88122-000	GPS RECEIVER MODULE	-	-	-	(1)
10	36661-96L30-000	ADAPTER COMP, GAUGE	-	1	-	1
*	36660-89L02-000	SET, ENG TO INTERFACE WIRE	-	-	-	<1>

■ *( )parts are required when using GPS module or Speed sensor.
■ *< >part are required when using with DF9.9B to 30A.

DUAL ENGINE with MECHANICAL CONTROL (Non-CAN Connection)

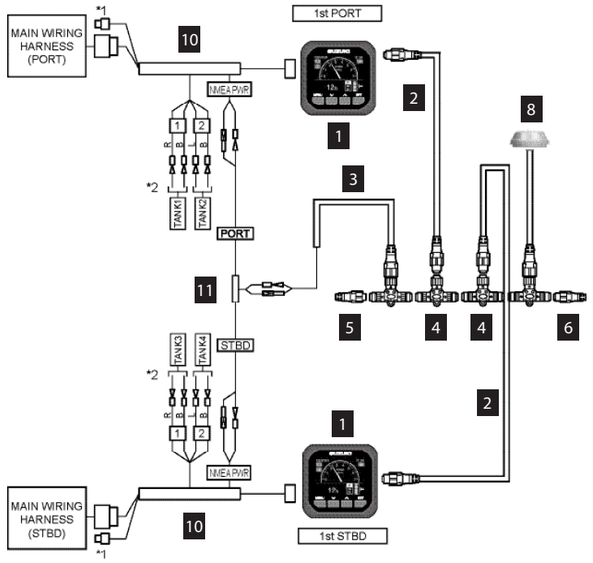

	For MECHANICAL CONTROL & DUAL ENGINE			Total Required Quantity
	PART NUMBER	PART NAME	LENGTH	A (+ 8)
1	34011-96L45-000	GAUGE ASSY, MULTI	-	2
2-1	990C0-88104-000	WIRE COMP, EXTENSION	0.6m	2
2-2	990C0-88105-000		1.8m	
3	990C0-88112-000	HARNESS ASSY, NETWORK POWER	-	1
4	990C0-88110-000	CONNECTOR COMP, BRANCH	-	2
5	990C0-88113-000	UNIT COMP, RESISTOR FEMALE	-	1
6	990C0-88114-000	UNIT COMP, RESISTOR MALE	-	1
8	990C0-88317-000	SENSOR ASSY, PADDLE WHEEL	-	(1)
	990C0-88122-000	GPS RECEIVER MODULE	-	(1)
10	36661-96L30-000	ADAPTER COMP, GAUGE	-	2
11	36665-87L10-000	ADAPTER, GAUGE FOR MULTI	-	1

■ *( )parts are required when using GPS module or Speed sensor.

ADDITIONAL GAUGE COMPONENTS (MECHANICAL)

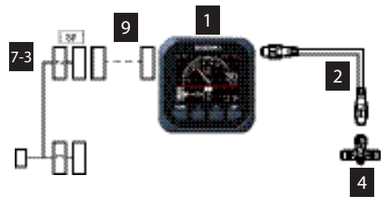

	ADDITIONAL GAUGE COMPONENTS (MECHANICAL)			Total Required Quantity
	PART NUMBER	PART NAME	LENGTH	
1	34011-96L44-000	GAUGE ASSY, MULTI	-	1
2-1	990C0-88104-000	WIRE COMP, EXTENSION	0.6m	1
2-2	990C0-88105-000		1.8m	
4	990C0-88110-000	CONNECTOR COMP, BRANCH	-	1
7-3	36667-96L11-000	WIRE COMP, DUAL GAUGE ADAPTER	-	1
9	36667-96L60-000	WIRE, GAUGE EXT	0.6m	(1)

Please use "36667-96L60-000 WIRE, GAUGE EXT" as an extension between "34011-96L45" and "36667-96L11"

FishHunter™ Drive

FishHunter™ Drive

The FishHunter™ Drive is a feature for Furuno NAVpilot-300 Autopilot, developed exclusively for Suzuki Drive-By-Wire engines. With a simple software update, it offers enhanced autopilot and engine controls which anglers will find highly valuable while jigging or trolling. It is available for configurations of up to 4 engines.

NAVpilot
NAVpilot-300

The following items are required to use the FishHunter™Drive:

Supplier	Product		Note
SUZUKI	Outboard Motor (DBW models from Year 2022)		
	Gateway	34923-96L13	
	Boat Control Module (BCM)	36770-98L04	Included in the DBW kits. See pages 10-17.
Furuno	NAVpilot-300		
	SATELLITE COMPASS™ / GPS + Heading Sensor		
	Furuno multi function display		Display is required for Route Smoothing™.

FEATURES

Speed Control

The boat will maintain a preset speed by adjusting engine RPM.



Route Smoothing™

Automatically controls the speed at waypoints for smooth turns while navigating a designated route.
On approach to the final waypoint, the boat will slow down and activate Point Lock™ automatically to hold on the destination.

Point Lock™

Allows the vessel to easily keep a fixed position by controlling the steering and shift, limiting the effects of wind and current.



SABIKI™ Lock

Expands upon the NAVpilot-300's SABIKI™ function by controlling both the steering and throttle to maintain stern direction, freeing the angler to focus on jigging and other vertical fishing.



SUZUKI DIAGNOSTIC SYSTEM MOBILE PLUS

The Suzuki Diagnostic System Mobile Plus (SDSM+) is an app that combines the existing functions of the former SDSM app with new, unique features to support our customer's marine life and experience. With a few screen taps and a simple QR code scan, this app guides customers from boat day planning, all the way to their next maintenance session.
The SDSM+ is free of charge and available for anyone with a working smartphone.

What can SDSM+ Do?

- Provide boating condition forecasts all in one screen.
- Guide customer through pre-departure inspection.
- Receive and display engine condition by scanning a QR code. The app also allows the customer to send this data to their dealer by e-mail.*
  *SMG4 (Page 34) or SMD is necessary for this feature.

Find out more at global website here!

Or go to https://www.globalsuzuki.com/marine/sdsm_plus/

QR Code is a registered trademark of DENSO WAVE.

Before the departure day

Customer will first register their boat and engine(s) information on to the app.
Then, customer can select a boating date and destination to check the weather forecast.

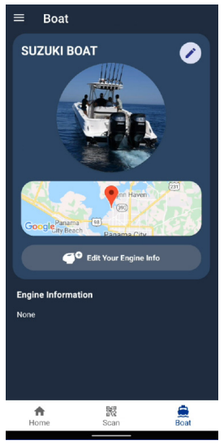



On the departure day

The app will show a pre-departure checklist to inspect the boat and engine(s).
Customer can also scan the QR code on the SMG4 or SMD to check engine condition data. The app will also provide operating tips based on piloting tendencies.

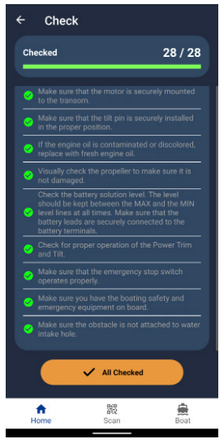

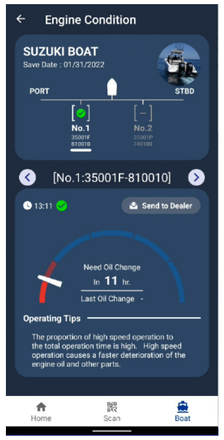

After the boating

Customer can scan the QR code again to check the latest engine condition.
After checking, the customer can e-mail the data to an authorized Suzuki dealer.
The dealer can use this data to prepare for the customer's next maintenance session.

The SDSM+ app is subject to updates and other changes. Images on this catalogue may differ from the actual screen.

ANALOGUE INSTRUMENT

TACHOMETER

White

Black

34200-93J14-000 (White)
34200-93J02-000 (Black)

Gauge Size	4” (101.6mm)
Applicable Model	DF25A-250

Caution system alert with a monitor lamp lighting on when an abnormal engine condition occurs. Refer to SERVICE MANUAL for the detail.

White

Black

34200-93J54-000 (White)
34200-93J43-000 (Black)

Gauge Size	4” (101.6mm)
Applicable Model	DF40A-250

Exclusive for SUZUKI Troll Mode System. Automatically switches to low RPM scale when the SUZUKI Troll Mode System is activated.

White

Black

34200-93J34-000 (White)
34200-93J22-000 (Black)

Gauge Size	4” (101.6mm)
Applicable Model	DF8A-30A

Full-scale 7000-RPM TACHOMETER can be used on electric-start models by using 4, 6 or 12 pole switch on rear of meter.

TRIM GAUGE

White Black

34800-93J13-000 (White)
34800-93J02-000 (Black)

Gauge Size	2” (50.8mm)
Applicable Model	DF25A-250

Magnetic-type gauge shows trim angle for optimum performance and efficiency.

FUEL GAUGE

White Black

34300-93J14-000 (White)
34300-93J03-000 (Black)

Gauge Size	2” (50.8mm)

FUEL GAUGE alone works with the US Standard 240-30Ω sending unit.

HOUR METER

White Black

34500-93J13-000 (White)
34500-93J02-000 (Black)

Gauge Size	2” (50.8mm)
Applicable Model	DF9.9B-250

12-Volt-electric-motor driven meter.

SPEEDOMETER

*Each speedometer includes vinyl tube, hard ware, and installation manual.

White

Black

(White) (Black)
34100-93J13-000 34100-93J02-000

Gauge Size	4” (101.6mm)
Maximum Speed	130km/h, 80mph

Bourdon-tube type speedometer with readings in km/h and mph.


White

Black

(White) (Black)
34100-93J33-000 34100-93J22-000

Gauge Size	4” (101.6mm)
Maximum Speed	80km/h, 50mph

Bourdon-tube type speedometer with readings in km/h and mph.

White

Black

(White) (Black)
34100-93J53-000 34100-93J42-000

Gauge Size	4” (101.6mm)
Maximum Speed	80km/h, 40knots

Bourdon-tube type speedometer with readings in km/h and knots.

34100-93J62-000

Gauge Size	4” (101.6mm)
Background	White
Maximum Speed	120km/h, 65knots

Bourdon-tube type speedometer with readings in km/h and knots.

SPEEDOMETER SENDER ASSY

34190-95500-000

34190-87D00-000

VOLTMETER

White Black

34600-93J13-000 (White)
34600-93J02-000 (Black)

Gauge Size	2” (50.8mm)
Applicable Model	DF9.9B-250

WATER-PRESSURE GAUGE

White Black

34650-93J33-000 (White)
34650-93J22-000 (Black)

Gauge Size	2” (50.8mm)
Applicable Model	DF40A-250

Select an appropriate INSTALLATION KIT for each model.

INSTALLATION KIT for WATER-PRESSURE GAUGE

34660-90J04-000
Applicable Model DF40A-140B

34660-96J01-000
Applicable Model DF150A-200A

34660-93J02-000
Applicable Model DF200-250

STEERING

TILLER HANDLE KIT

63002-88L2A-YAY
Applicable Model
DF40A/50A

63002-88L18-YAY
Applicable Model
DF60A/50AV/60AV

63002-87L20-YAY
Applicable Model
DF70A-100B
(Year 2022~)

63002-99L00-YAY
Applicable Model
DF100C/115BT

Main features

Tachometer with warning indicators



Three-position angle adjustable bracket

Troll mode switch

- Activates SUZUKI Troll Mode System and controls RPM from idling engine speed up to 1200rpm at every 50rpm.

Power trim & tilt switch and throttle grip friction adjuster

DUAL-ENGINE TIE-BAR

67600-99L00-000
Stainless steel
Applicable Model DF100C-140B

67600-93J00-000
Stainless steel
Applicable Model DF150A-200A/200-250

STEERING EXTENSION KIT

67630-93J00-000
for installation of DUAL-ENGINE TIE-BAR (67600-93J00-000)
Applicable Model DF150A-200A/200-250

DRAG-LINK KIT *67700- includes Steering Cable Seal

67700-87L10-000
Applicable Model DF70A-100B (Year 2022~)

67700-93J00-000
Applicable Model DF40A-60A/200-250

67700-96J00-000
Applicable Model DF150A-200A

67701-87J11-000
Applicable Model DF40A-60A/200-250

67701-87L10-000
Applicable Model DF70A-90A/100B (Year 2022~)

67701-90J01-000
Applicable Model DF100C-140B

67701-96J00-000
Applicable Model DF150A-200A

67701-94L00-000
Applicable Model DF25A/30A

67701-99J02-000
Applicable Model DF8A-DF20A

STEERING-BRACKET ATTACHMENT

43755-87L00-000
Applicable Model DF70A-100B

43755-88L00-000
Applicable Model DF40A-60A

43755-94L00-000
Applicable Model DF25A-30A

43755-99J01-000
Applicable Model DF8A-20A

STEERING CABLE SEAL

41161-94400-000
Applicable Model DF8A-250

ELECTRICAL PARTS

BATTERY CHARGING KIT

・Optional equipment for charging Battery

APPLICABLE MODEL	BATTERY CHARGING KIT ├ RECTIFIER and REGULATOR SET └ RECEPTACLE KIT
DF4A/5A/6A	32000-97L10-000 ├ 32801-97L01-000 └ 39600-97L10-000
DF8A/9.9A	32000-99J03-000 ├ 32801-95J03-000 └ 39600-94J03-000
DF9.9B/15A/20A	32000-89L03-000 ├ 32801-89L01-000 └ 39600-89L02-000
DF25A/30A	32000-94L03-000 ├ 32800-88L01-000 ├ 39600-94L01-000 ├ 32815-94L01-000 (BRACKET) └ 01550-06207-000 (BOLT)

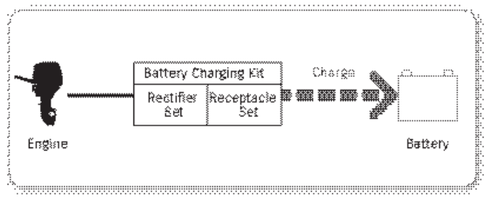

ELECTRIC STARTER KIT

* Electric Starter Kit functions as Battery charging Kit as well.

APPLICABLE MODEL	ELECTRIC STARTER KIT
DF8A/9.9A	31000-99J11-000
DF25A/30A	31000-94L09-000
DF9.9B/15A/20A	31000-89L09-000 (~Year 2017) 31000-89L24-000 (Year 2018~)
	DF9.9B 33930-89L40-000 DF15A 33930-89L00-000 DF20A 33930-89L20-000 DF20A(P40) 33930-89L60-000

*When fitting to a non-Electric Starter model, please ensure to also replace the ECM with the ones shown here.

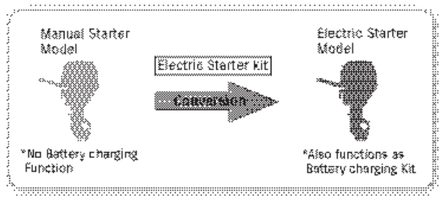

BATTERY ISOLATOR LEAD SET

Optional equipment for charging additional battery.

33830-98J11-000

Applicable Model DF150A-200A/ 150AP-300AP/ 325A/350A/ 300BMD/350AMD

SUZUKI MULTI-FUNCTION DISPLAY

34901-98L41-000
SET, MULTI DISPLAY 7

Necessary items for installation

For SMD7		Reference	
PART NAME	PART NUMBER	Installing a SMD7 to SPC Single Engine/Station 22MY-	SET, MULTI DISPLAY 7 34901-98L41-000 Components
34902-98L41-000	DISPLAY ASSY, MULTI 7	1	1
36665-87L10-000 (For MECHANICAL CONTROL & DUAL EN)	ADAPTER, GAUGE FOR MULTI	-	-
990C0-88104-000	WIRE COMP, EXTENSION 0.6m	1	1
36663-88L20-000*	HARNESS ASSY, NETWORK POWER	1	1
990C0-88112-000	HARNESS ASSY, NETWORK POWER WITH CONNECTOR BRANCH	-	-
990C0-88110-000	CONNECTOR COMP, BRANCH	3	3
990C0-88113-000	UNIT COMP, RESISTOR FEMALE	1	1
990C0-88114-000	UNIT COMP, RESISTOR MALE	1	1
990C0-88107-000 990C0-88108-000	WIRE COMP, EXTENSION 4.7m WIRE COMP, EXTENSION 7.6m	-	-
36667-96L20-000	WIRE, GAUGE EXT (OPTION)	-	-
36661-96L30-000 (For MECHANICAL CONTROL) 36661-96L20-000 (For SPC before 2021MY)	ADAPTER COMP, GAUGE	-	-
36667-96L00-000	WIRE COMP, GAUGE ADAPTER	-	-
34923-96L01-000	UNIT COMP, GATEWAY	1**	1

* Kit component item. For spare parts supply, please order 990C0-88112-000.
** For an appropriate Gateway, please refer to the chart below.

Please check your required Gateway along with your OBM

Model	SPC or MECH	21MY	22MY	23MY	24MY	25MY
DF20A	MECH	34923-96L01 or up				
DF30A	MECH	34923-96L01 or up				
DF60A	MECH	34923-96L01 or up		34923-96L13		
DF100B	MECH	34923-96L01 or up		34923-96L13		
DF140B	MECH	34923-96L01 or up		34923-96L13		
DF140BG	SPC	34923-96L01 or up	34923-96L13			
DF200A	MECH	34923-96L01 or up		34923-96L13		
DF200AP	SPC	34923-96L01 or up	34923-96L13			
DF250	MECH	34923-96L01 or up				34923-96L13
DF300AP	SPC	34923-96L01 or up	34923-96L13			
DF350A	SPC	34923-96L01 or up	34923-96L13			

* If using 34923-96L13-000, please make sure to use CAN Connection Main Wiring Harness. See page 21.

FUEL SYSTEM

FUEL TANK

NOTE : These tanks do not meet US-EPA requirements.

65000-99100-000
12-liter plastic tank without fuel-level gauge
Applicable Model DF4A/5A/6A

65000-94L10-000
25-liter plastic tank with a fuel-level gauge
Applicable Model DF8A-140B

65000-89L10-000
12-liter plastic tank
Applicable Model DF4A-20A

REPLACEMENT FUEL CAP

NOTE : Not US-EPA compatible.

65520-99100-000
Applicable Model DF5A-20A/R

FUEL-HOSE SOCKET

65750-98506-000
Metal, Inner diameter: 11.2 mm
Applicable Model DF4A-20A/R

65750-87J11-000
Plastic, Inner diameter: 6.6 mm
Applicable Model DF4A/8A-30A

65750-95501-000
Metal, Inner diameter: 13.0 mm
Applicable Model DF8A/R-140B

FUEL CONNECTOR

65720-986L0-000
Engine side, Plastic
Applicable Model DF4A

65740-95D01-000
Tank side,
Outer diameter: 13 mm, 1/4"NPT
Applicable Model DF8A/R-140B

SQUEEZE PUMP

65770-90J13-000
Large-in & Large-out
Applicable Model DF8A-20A/40A-140B

65770-93J13-000
Large-in & Large-out
Applicable Model DF150A-350A

SQUEEZE PUMP
(US-EPA compatible.)

65770-90J04-000
Large-in & Large-out
Applicable Model DF8A-140B

FUEL-HOSE

09352-73124-00D
I/D 7.3 , O/D 12.5
LENGTH 4,000mm
Not US-EPA compatible

FUEL-HOSE COMPONENT

65700-87J19-000
for 25-liter plastic tank to engine
Applicable Model DF8A-20A

65700-90J18-000
for 25-liter plastic tank to engine
Applicable Model DF40A-60A

65700-90J24-000
for 25-liter plastic tank to engine
Applicable Model DF70A-140B

65700-93J14-000
for fuel tank to engine
Applicable Model DF150A-350A

FUEL-HOSE COMPONENT
(US-EPA compatible.)

65700-87J28-000
Applicable Model DF5A-30A

65700-88L06-000
Applicable Model DF40A-60A

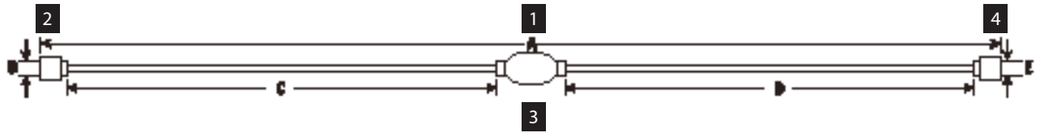

FUEL-HOSE COMPONENT Chart

1 FUEL-HOSE COMPONENT

2 FUEL-HOSE SOCKET Metal

Plastic

3 SQUEEZE PUMP

4 FUEL-HOSE SOCKET Metal

1		2			-				3	-				4		
FUEL HOSE COMPONENT		SOCKET			HOSE					HOSE				SOCKET		
Part Number	A Length (mm)	Material	B I/D (mm)	Part Number	C Length (mm)		I/D (mm)	O/D (mm)	SQUEEZE PUMP	D Length (min)		I/D (mm)	O/D (mm)	Material	E I/D (mm)	Part Number
65700-87J19-000	1970	Plastic	6.6	65750-87J11-000	700		7.3	12.5	65770-90J13-000	1100		7.3	12.5	Metal	13.0	65750-95501-000
65700-90J18-000	1250	(no socket)	-	-	(no hose)	-	-	-	65770-90J13-000	1100		7.3	12.5	Metal	13.0	65750-95501-000
65700-90J24-000	1930	(no socket)	-	-	700	-	7.3	12.5	65770-90J13-000	1100		7.3	12.5	Metal	13.0	65750-95501-000
65700-93J14-000	3100	(no socket)	-	-	750	-	9.0	15.0	65770-93J13-000	2250	Large	9.0	15.0	(no socket)	-	-
65700-87J28-000	2000	Plastic	6.6	65750-87J11-000	700		7.3	12.5	65770-90J03-000	1100		7.3	12.5	Metal	13.0	65750-95501-000
65700-88L06-000	1280	(no socket)	-	-	(no hose)	-	-	-	65770-90J03-000	1100		7.3	12.5	Metal	13.0	65750-95501-000

WATER SEPARATOR / FUEL FILTER

65900-98J11-000
Applicable Model DF5A-DF140B

65900-98J21-000
Applicable Model DF150A-DF350A

WATER SEPARATOR/FUEL FILTER ELEMENT SET

65910-98J01-000
Applicable Model DF5A-DF350A

SUZUKI PROPELLERS

WATERGRIP

WATERGRIP is a stainless-steel propeller series offering accurate response to User operation. Converting engine power into propulsion with high efficiency, this propeller series meets our customer's demand for bigger, faster, more powerful outboards.
The WATERGRIP propeller series employs a new interchangeable and square shaped propeller bush that minimises power loss in delivery.

*This picture was taken remotely

WATERGRIP

The WATERGRIP series will be the new standard for Suzuki propellers.
The interchangeable square-shaped bush system is designed for quick and easy replacement when required, and also accurately and efficiently converts power from the engine to thrust through the propeller.

WATERGRIP DUAL

Our flagship models, the DF350A, DF325A and DF300B, introduced the Suzuki Dual Prop System, an industry-leading technology, which delivers outstanding and exciting performance. The two contra-rotating propellers, operating simultaneously, enables greater conversion efficiency as well as better stability, grip, and manoevrability.

WATERGRIP SPORT

The WATERGRIP SPORT propellers feature a high rake blade design for excellent acceleration and exceptional top speed. These propellers are ideal for lightweight sports boats as they give remarkably stable thrust when turning for superior manoeuvrability.

PROPELLER BUSH ADVANTAGES

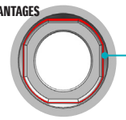

Interchangeable bush with better resistance over propeller slip

Better resistance over propeller ship
Interchangeble bush

Applicable Model : DF150/150AP, DF175/DF175AP, DF200/DF200AP, DF225, DF250/DF250AP, DF300AP

Type	Material	Blade	Diameter in	Diameter (mm)	Pitch in	Pitch (mm)	Rotation*	Part number	Standard SWE
Watergrip	Stainless	3	16	(406.4)	15	(381)	RR	58700-93L81-000	
Watergrip	Stainless	3	16	(406.4)	17	(431.8)	RR	58700-93L01-000	
Watergrip	Stainless	3	16	(406.4)	18 1/2	(469.9)	RR	58700-93L11-000	
Watergrip	Stainless	3	16	(406.4)	20	(508)	RR	58700-93L21-000	
Watergrip	Stainless	3	16	(406.4)	21 1/2	(546.1)	RR	58700-93L31-000	
Watergrip	Stainless	3	16	(406.4)	23	(584.2)	RR	58700-93L41-000	DF250A/DF300A
Watergrip	Stainless	3	16	(406.4)	24 1/2	(622.3)	RR	58700-93L51-000	
Watergrip	Stainless	3	16	(406.4)	26	(660.4)	RR	58700-93L61-000	
Watergrip	Stainless	3	16	(406.4)	27 1/2	(698.5)	RR	58700-93L70-000	
Watergrip	Stainless	3	16	(406.4)	17	(431.8)	CR	58800-93L00-000	
Watergrip	Stainless	3	16	(406.4)	18 1/2	(469.9)	CR	58800-93L10-000	
Watergrip	Stainless	3	16	(406.4)	20	(508)	CR	58800-93L20-000	
Watergrip	Stainless	3	16	(406.4)	21 1/2	(546.1)	CR	58800-93L30-000	
Watergrip	Stainless	3	16	(406.4)	23	(584.2)	CR	58800-93L40-000	
Watergrip	Stainless	3	16	(406.4)	24 1/2	(622.3)	CR	58800-93L50-000	
Watergrip	Stainless	3	16	(406.4)	26	(660.4)	CR	58800-93L60-000	
Watergrip	Stainless	3	15 1/2	(393.7)	17	(431.8)	RR	58700-96J00-000	
Watergrip	Stainless	3	15 1/4	(387.4)	19	(482.6)	RR	58700-96J10-000	
Watergrip	Stainless	3	15	(381)	21	(533.4)	RR	58700-96J20-000	DF150AP/175AP/200AP
Watergrip	Stainless	3	14 3/4	(374.7)	23	(584.2)	RR	58700-96J30-000	
Watergrip	Stainless	3	14 1/2	(368.3)	25	(635)	RR	58700-96J40-000	
Watergrip	Stainless	3	14 1/2	(368.3)	27	(685.8)	RR	58700-96J50-000	
Watergrip	Stainless	3	15 1/2	(393.7)	17	(431.8)	CR	58800-96J00-000	
Watergrip	Stainless	3	15 1/4	(387.4)	19	(482.6)	CR	58800-96J10-000	
Watergrip	Stainless	3	15	(381)	21	(533.4)	CR	58800-96J20-000	
Watergrip	Stainless	3	14 3/4	(374.7)	23	(584.2)	CR	58800-96J30-000	
Watergrip	Stainless	3	14 1/2	(368.3)	25	(635)	CR	58800-96J40-000	
Watergrip	Stainless	3	14 1/2	(368.3)	27	(685.8)	CR	58800-96J50-000	
Watergrip	Stainless	4	15 1/4	(387.4)	18	(457.2)	RR	58700-93J00-000	
Watergrip	Stainless	4	15 1/4	(387.4)	20	(508)	RR	58700-93J10-000	
Watergrip	Stainless	4	15 1/4	(387.4)	22	(558.8)	RR	58700-93J20-000	
Watergrip	Stainless	4	15 1/4	(387.4)	24	(609.6)	RR	58700-93J30-000	
Watergrip	Stainless	4	15 1/4	(387.4)	26	(660.4)	RR	58700-93J40-000	
Watergrip	Stainless	4	15 1/4	(387.4)	20	(508)	CR	58800-93J10-000	
Watergrip	Stainless	4	15 1/4	(387.4)	22	(558.8)	CR	58800-93J20-000	
Watergrip	Stainless	4	15 1/4	(387.4)	24	(609.6)	CR	58800-93J30-000	
Watergrip	Stainless	4	15 1/4	(387.4)	26	(660.4)	CR	58800-93J40-000	
Watergrip Sport	Stainless	3	15	(381)	19	(482.6)	RR	58700-96L00-000	
Watergrip Sport	Stainless	3	14 7/8	(377.8)	21	(533.4)	RR	58700-96L10-000	
Watergrip Sport	Stainless	3	14 1/2	(368.3)	23	(584.2)	RR	58700-96L20-000	
Watergrip Sport	Stainless	3	14 1/4	(362)	25	(635)	RR	58700-96L30-000	
Watergrip Sport	Stainless	3	14	(355.6)	27	(685.8)	RR	58700-96L40-000	

Applicable Model : DF300B, DF325A, DF350A

Type	Material	Blade	Diameter in	Diameter (mm)	Pitch in	Pitch (mm)	Part number	Standard SWE
Watergrip Dual	Stainless	3	15 1/2	(393.7)	12	(304.8)	58500-98LA0-000 (Front)	
							58600-98LA1-000 (Rear)	
Watergrip Dual	Stainless	3	15 1/2	(393.7)	15	(381)	58500-98LB0-000 (Front)	
							58600-98LB0-000 (Rear)	
Watergrip Dual	Stainless	3	15 1/2	(393.7)	16 1/2	(419.1)	58500-98LC0-000 (Front)	
							58600-98LC1-000 (Rear)	
Watergrip Dual	Stainless	3	15 1/2	(393.7)	18	(457.2)	58500-98L90-000 (Front)	
							58600-98L91-000 (Rear)	
Watergrip Dual	Stainless	3	15 1/2	(393.7)	19 1/2	(495.3)	58500-98L60-000 (Front)	
							58600-98L61-000 (Rear)	
Watergrip Dual	Stainless	3	15 1/2	(393.7)	21	(533.4)	58500-98L00-000 (Front)	
							58600-98L01-000 (Rear)	
Watergrip Dual	Stainless	3	15 1/2	(393.7)	22 1/2	(571.5)	58500-98L10-000 (Front)	
							58600-98L11-000 (Rear)	
Watergrip Dual	Stainless	3	15 1/2	(393.7)	24	(609.6)	58500-98L20-000 (Front)	X
							58600-98L21-000 (Rear)	X
Watergrip Dual	Stainless	3	15 1/2	(393.7)	25 1/2	(647.7)	58500-98L30-000 (Front)	
							58600-98L31-000 (Rear)	
Watergrip Dual	Stainless	3	15 1/2	(393.7)	27	(685.8)	58500-98L40-000 (Front)	
							58600-98L41-000 (Rear)	
Watergrip Dual	Stainless	3	15 1/2	(393.7)	28 1/2	(723.9)	58500-98L50-000 (Front)	
							58600-98L51-000 (Rear)	
Watergrip Dual	Stainless	3	15 1/2	(393.7)	30	(762)	58500-98L70-000 (Front)	
							58600-98L71-000 (Rear)	
Watergrip Dual	Stainless	3	15 1/2	(393.7)	31 1/2	(800.1)	58500-98L80-000 (Front)	
							58600-98L81-000 (Rear)	

PROPELLER LINE-UP

Model	Material	Blade	Diameter in	Diameter (mm)	Pitch in	Pitch (mm)	Rotation*	Description	Part number	Standard SWE
DF2.5	Aluminum	3	7 3/8	(187.3)	5 3/8	(136.5)	RR		58110-97JA0-019	X
DF4A	Aluminum	3	7 1/2	(190.5)	6	(152.4)	RR		58110-91JL0-019	
DF5A	Aluminum	3	7 1/2	(190.5)	6 1/2	(165.1)	RR		58110-91JM0-019	X
DF6A	Aluminum	3	7 1/2	(190.5)	7	(177.8)	RR		58110-91JN0-019	
DF8A	Aluminum	3	9 1/4	(235)	7	(177.8)	RR		58100-89L00-019	
DF9.9A	Aluminum	3	9 1/4	(235)	8	(203.2)	RR	THICK	58100-90L41-019	
	Aluminum	3	9 1/4	(235)	9	(228.6)	RR		58100-89L20-019	X
	Aluminum	3	9 1/4	(235)	9	(228.6)	RR	THICK	58100-90L50-019	
	Aluminum	3	9 1/4	(235)	10	(254)	RR		58100-89L60-019	
	Aluminum	3	9 1/4	(235)	10	(254)	RR	THICK	58100-90L60-019	
	Aluminum	3	9 1/4	(235)	11	(279.4)	RR		58100-89L70-019	
DF9.9B	Aluminum	4	10	(254)	5	(127)	RR	High thrust	58100-94JA2-019	
DF15A	Aluminum	4	10	(254)	7	(177.8)	RR	High thrust	58100-94JB1-019	
DF20A	Aluminum	3	9 1/4	(235)	7	(177.8)	RR		58100-89L00-019	
	Aluminum	3	9 1/4	(235)	8	(203.2)	RR	THICK	58100-90L41-019	
	Aluminum	3	9 1/4	(235)	9	(228.6)	RR		58100-89L20-019	
	Aluminum	3	9 1/4	(235)	9	(228.6)	RR	THICK	58100-90L50-019	
	Aluminum	3	9 1/4	(235)	10	(254)	RR		58100-89L60-019	DF9.9B/15A
	Aluminum	3	9 1/4	(235)	10	(254)	RR	THICK	58100-90L60-019	
	Aluminum	3	9 1/4	(235)	11	(279.4)	RR		58100-89L70-019	DF20A
	Aluminum	3	9 1/4	(235)	12	(304.8)	RR		58100-89L50-019	
DF25A	Aluminum	3	10 1/4	(260.3)	9	(228.6)	RR	THICK	58100-96372-YAY	
DF30A	Aluminum	3	10 1/4	(260.3)	10	(254)	RR		58100-91L40-019	
	Aluminum	3	10 1/4	(260.3)	10	(254)	RR	THICK	58100-96472-019	
	Aluminum	3	10 1/4	(260.3)	11	(279.4)	RR		58100-91L50-019	
	Aluminum	3	10 1/4	(260.3)	12	(304.8)	RR		58100-91L20-019	X
	Aluminum	3	10 1/4	(260.3)	12	(304.8)	RR	THICK	58100-96482-019	
	Aluminum	3	10 1/4	(260.3)	13	(330.2)	RR		58100-91L30-019	
	Aluminum	3	10 1/4	(260.3)	13	(330.2)	RR	THICK	58100-96492-019	
	Aluminum	3	10 1/4	(260.3)	14	(355.6)	RR		58100-95D01-019	
	Aluminum	3	10 1/4	(260.3)	15	(381)	RR		58100-96462-019	
DF40A	Aluminum	3	11 1/2	(292.1)	9	(228.6)	RR		58100-88LC0-019	
DF50A	Aluminum	3	11 1/2	(292.1)	10	(254)	RR		58100-88LD0-019	
DF60A	Aluminum	3	11 1/2	(292.1)	11	(279.4)	RR		58100-88LE0-019	
	Aluminum	3	11 5/8	(295.3)	12	(304.8)	RR		58100-88LA0-019	
	Aluminum	3	11 1/2	(292.1)	13	(330.2)	RR		58100-88LB0-019	
	Aluminum	3	11 3/8	(288.9)	14	(355.6)	RR		58100-88LQ0-019	X
	Aluminum	3	11 1/4	(285.8)	15	(381)	RR		58100-88LR0-019	
	Aluminum	3	11 1/8	(282.6)	16	(406.4)	RR		58100-88LS0-019	
	Aluminum	3	11	(279.4)	17	(431.8)	RR		58100-88LF0-019	
	Stainless	3	11 1/8	(282.6)	16	(406.4)	RR		58200-88L30-000	
DF70A	Aluminum	3	14	(355.6)	13	(330.2)	RR		58100-87LA0-019	
DF80A	Aluminum	3	13 7/8	(352.4)	15	(381)	RR		58100-87LB1-019	
DF90A	Aluminum	3	13 3/4	(349.3)	17	(431.8)	RR		58100-87LC1-019	
DF100B	Aluminum	3	13 3/4	(349.3)	19	(482.6)	RR		58100-87LD0-019	X
	Aluminum	3	13 3/4	(349.3)	21	(533.4)	RR		58100-87LE0-019	
	Aluminum	3	13 3/4	(349.3)	23	(584.2)	RR		58100-87LF1-019	
	Aluminum	3	13 1/2	(342.9)	15	(381)	RR		58100-90JE0-019	
	Aluminum	3	14	(355.6)	17	(431.8)	RR		58100-90JA0-019	
	Aluminum	3	14	(355.6)	19	(482.6)	RR		58100-90JB0-019	
	Aluminum	3	14	(355.6)	21	(533.4)	RR		58100-90JC0-019	
	Aluminum	3	14	(355.6)	23	(584.2)	RR		58100-90JD0-019	
	Stainless	3	13 7/8	(352.4)	15	(381)	RR		58200-92J40-000	
	Stainless	3	13 7/8	(352.4)	17	(431.8)	RR		58200-92J50-000	
	Stainless	3	13 7/8	(352.4)	19	(482.6)	RR		58200-92J60-000	
	Stainless	3	13 7/8	(352.4)	21	(533.4)	RR		58200-92J70-000	
	Stainless	3	13 7/8	(352.4)	23	(584.2)	RR		58200-92J80-000	
	Stainless	3	13 7/8	(352.4)	25	(635)	RR		58200-92J90-000	

*RR:Regular-Rotation model (Högergående), CR:Counter-Rotation model (Vänstergående)

Model	Material	Blade	Diameter in	Diameter (mm)	Pitch in	Pitch (mm)	Rotation*	Description	Part number	
DF100C	Aluminum	3	13 1/2	(342.9)	15	(381)	RR		58100-90JE0-019	
DF115B	Aluminum	3	14	(355.6)	17	(431.8)	RR		58100-90JA0-019	
DF115BG	Aluminum	3	14	(355.6)	19	(482.6)	RR		58100-90JB0-019	
DF140B	Aluminum	3	14	(355.6)	21	(533.4)	RR		58100-90JC0-019	X
DF140BG	Aluminum	3	14	(355.6)	23	(584.2)	RR		58100-90JD0-019	
	Stainless	3	13 7/8	(352.4)	15	(381)	RR		58200-92J40-000	
DF115A	Stainless	3	13 7/8	(352.4)	17	(431.8)	RR		58200-92J50-000	
DF140A	Stainless	3	13 7/8	(352.4)	19	(482.6)	RR		58200-92J60-000	
	Stainless	3	13 7/8	(352.4)	21	(533.4)	RR		58200-92J70-000	
	Stainless	3	13 7/8	(352.4)	23	(584.2)	RR		58200-92J80-000	
	Stainless	3	13 7/8	(352.4)	25	(635)	RR		58200-92J90-000	
	Stainless	3	13 7/8	(352.4)	17	(431.8)	CR		58200-92JA0-000	
	Stainless	3	13 7/8	(352.4)	19	(482.6)	CR		58200-92JB0-000	
	Stainless	3	13 7/8	(352.4)	21	(533.4)	CR		58200-92JC0-000	
	Stainless	3	13 7/8	(352.4)	23	(584.2)	CR		58200-92JD0-000	

HARDWARE FOR PROPELLER

Applicable Model	STOPPER	PROPELLER BUSH	HARDWARE KIT	SPACER	WASHER	STOPPER	NUT	COTTER PIN
DF2.5	57635-91JL0-000	58120-97JA0-000	N/A	-	-	-	58130-91JL0-000	09204-03003-000
DF4A/5A/6A	57635-97L00-000	58120-91JL0-000	N/A	-	-	-	58130-91JL0-000	09204-03003-000
DF8A/9.9A	57632-94J00-000	58120-89L00-000	N/A	-	09160-12066-000	-	09141-12005-000	09204-02004-000
DF9.9B/15A/20A	57632-94J00-000	58120-89L00-000	N/A	-	09160-12066-000	-	09141-12005-000	09204-02004-000
DF25A/30A	57632-91L00-000	58120-96401-000	57630-96300-000	57633-96300-000	09160-14028-000	-	09141-14008-000	09204-03003-000
DF40A/50A/60A	57632-95320-000	58120-88L01-000	57630-94301-000	57633-94301-000	09160-18028-000	-	09141-18005-000	09204-03003-000
DF50AV/60AV	57635-90J01-000	58105-90J00-000	57630-90J00-000	57633-90J02-000	09160-18028-000	-	09141-18005-000	09204-03003-000
DF70A/80A/90A/100B	57632-87L01-000	58105-90J00-000	57630-90J00-000	57633-90J02-000	09160-18028-000	-	09141-18005-000	09204-03003-000
DF100C/115B/115BG/140B/140BG	57635-92J10-000	58105-90J00-000	57630-90J00-000	57633-90J02-000	09160-18028-000	-	09141-18005-000	09204-03003-000
DF150A-300AP	57632-93L11-000	58120-93L00-000	57630-93L00-000	57633-93L00-000	09160-18028-000	-	09141-18005-000	09204-03003-000
DF300B/DF325A/350A Front	58531-98L00-000	58520-98L00-000	58540-98L01-000	58541-98L00-000	-	58551-98L00-000	58561-98L01-000	-
DF300B/DF325A/350A Rear	58631-98L00-000	58620-98L00-000	58640-98L00-000	58641-98L10-000	09160-18019-000	-	09141-18005-000	09204-03003-000

Choosing The Right Propeller

Propeller selection is very important in the performance of the boat. Acceleration, speed, fuel efficiency, stability and engine RPM all are affected by the propeller. Operating requirements and conditions will also determine which design, style and pitch of the propeller your customer can choose. The combination of boat, engine and appropriate propeller size may have already been tested by the boat manufacturer.
Your Customer may need your assistance to determine the correct propeller for their application.

Stainless Steel Propellers

Suzuki Stainless Steel Propellers offer high performance and durability. Their aggressive design enhances the overall performance of the boat and the durability of stainless steel ensures long term dependability. Suzuki Stainless Steel propellers are also fitted with a rubber cushion hub to help absorb vibration and shock should they strike a foreign object.

Propeller Sizing

When referring to propeller size, the first number is the number of blades, the second number details the diameter of the propeller, and the third number is the pitch
Example: 3 x 13 x 18 = 3 blades x Diameter: 13 inches x Pitch: 18 inches.
The pitch is the most significant factor when choosing a propeller.

Diameter

Diameter is the distance across an imaginary circle that is made when a propeller rotates. Diameter is determined during the designing process of a propeller and is usually based on engine size, gear case design, horsepower and speed.

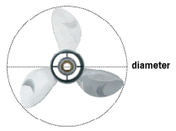

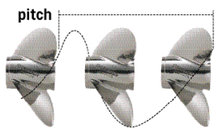

Pitch

Pitch is the theoretical distance that a propeller corkscrews forward through the water. In theory, an 18"(457.2mm) pitch propeller would travel 18"(457.2mm) with each complete revolution*.
Lower pitches accelerate faster, but have lower top end speed. Higher pitches have a slower acceleration, but attain higher top speeds. An inch of pitch is generally equal to 150-200 engine RPM at wide open throttle (WOT). If pitch increases by an inch, RPM will decrease by 150-200 RPM at WOT. If pitch decreases by an inch, RPM will increase by 150-200 RPM at WOT.
*Note during actual operation, this number will be affected by slip factors such as water conditions, boat weight, propeller style, etc.

Propeller Cup

Cup is the curve along the trailing edge of the propeller blade. This reduces propeller slip and ventilation, allowing users to operate their engine at a higher transom mounting, and use more trim for bow lift.

Rake

Rake is the angle, in degrees, that the propeller blades are mounted to the barrel of the propeller. Blades of a zero degree rake propeller are mounted perpendicular to the barrel . High rake propellers have blades that angle more to the rear of the propeller. These blades hold water longer and ventilate less at higher engine heights.
Such propellers produce higher thrust which helps lift the bow of the boat more effectively.

MAINTAINING YOUR SUZUKI

ECSTAR V7000 SEMI-SYNTHETIC MARINE ENGINE OIL

- Help to protect engines in severe conditions.
- Contribute to improve engine response.
- Viscosity index improvers help engine start easily.
- Advanced detergents keep engine parts clean.
- Special additives help protect engine in both salt and fresh water environments.

Typical Properties		Package Size	Part Number
SAE viscosity grade	10W-40	12x1L	990F0-22B31-001
Oil grade	Semi-Synthetic	4x4L	990F0-22B31-004
Quality	FC-W	1x60L	990F0-22B31-060
		1x208L	990F0-22B31-208

ECSTAR MARINE GEAR OIL

ECSTAR MARINE GEAR OIL SAE 90 GL-5

Volume	1 L/60 L
Container	plastic bottle/drum
Package size	
12 x 1 L	990F0-22B33-001
1x 60 L	990F0-22B33-060

ECSTAR MARINE GEAR OIL PUMP

Designed for 1 l ECSTAR gear oil bottle with hose and connector suitable for Suzuki outboard engines.

Sales Unit	1pc
990C0-99002-000	

Replacement Guideline (Engine oil & Gear oil)

Interval	1st time	20 hours or 1 month*
	From 2nd time	100 hours or 1 year*

*Whichever comes first.
This guideline may vary by outboard model, condition of use, region, etc.

CARE & MAINTENANCE ITEM

SUZUKI MARINE by MOTUL (Suzuki Approved)

4-STROKE ENGINE OIL
SAE 10W-30 Semi-Synthetic,FC-W

12×1L	99000-22B59-4T1
4×5L	99000-22B59-4T5

4-STROKE ENGINE OIL
SAE 10W-40 Semi-Synthetic,FC-W

12×1L	99000-22B60-4T1
4×5L	99000-22B60-4T5
60L	99000-22B60-4T6
208L	99000-22B60-4T8

MARINE GEAR OIL
SAE 90 GL-5
12×1L 99000-22B61-001

MARINE GEAR OIL
SAE 90, GL-5
24x0.35L 99000-22B61-P35

TOUCH-UP PAINT

99000-10202-0EP
SHADOW BLACK METALLIC (set)

99000-10203-YAY
PEARL NEBULAR BLACK (set)

99000-10202-Y5S
WHITE (single)

990F0-10202-QTN
NEW WHITE

PAINT SPRAY

990F0-41005-CLR
CLEAR COAT

990F0-41005-0ED
CALIFORNIA GREY METALLIC

990F0-41005-0EP
SHADOW BLACK METALLIC

990F0-41005-YAY
PEARL NEBULAR BLACK

990F0-41005-Y5S
WHITE

990F0-41005-QTN
NEW WHITE

LIQUID GASKET

990R0-31140-000
1207B (BLACK)
100 grams (3.5 oz)

GREASE

SHELL GADUS S2 V100 3*
plastic cartridge
For CZ, DK, EE, FI, UK, HU, LT, LV, NO, PL, SE, SK
1 x 400g 990F0-25011-002

99000-25520-000
WATER RESISTANT GREASE EP2
250 grams (8.8 oz)

THREAD LOCK

99000-32130-000
1360 (RED)
50 grams (1.7 oz)

FLUSH-HOSE ATTACHMENT

55181-95200-000
Applicable Model DF4A-6A/ 40A-60A

17917-87L00-000
Applicable Model DF8A-350A

FLUSHING TOOL

99000-81202-000
Applicable Model DF300B/325A/350A (~Year 2022)

99000-81210-000
Applicable Model DF300B/325A/350A (Year 2023~)

99000-81220-000
Applicable Model DF250S (Year 2023~) DF250AUN

ZINC ANODE for saltwater

55300-95500-000
Applicable Model DF8A/9.9A/ 40A-60A

55125-96310-000
Applicable Model DF25/R/Q

55321-90J01-000
Applicable Model DF50AV/60AV/ 100A-140A

ALUMINUM ANODE for brackish water, saltwater

55321-87J01-000
Applicable Model DF2.5-350A

55320-94900-000
Applicable Model DF60A-350A

55321-95J00-000
Applicable Model DF2.5, DF4A-6A

55321-93J01-000
Applicable Model DF70A-90A/ 100B/150-350A

MAGNESIUM ANODE for freshwater

55321-87J11-000
Applicable Model DF4A-350A

55321-94910-000
Applicable Model DF70A-350A

Anode Bulk Pack

55321-87810-B50
Applicable Model DF2.5-350A
55321-87J01 x 50pcs in 1pack

ENGINE COVER

99000-81700-000
Applicable Model DF8A-20A

99000-81710-000
Applicable Model DF25A-60A

99000-81720-000
Applicable Model DF70A-100B

99000-81730-000
Applicable Model DF100C-140B, DF200-250

99000-81740-000
Applicable Model DF150A-200A

99000-81750-000
Applicable Model DF300B-350A

MAINTENANCE KIT

SUZUKI highly recommends you to replace your outboard motor with Maintenance Kits every 100 hours or 1 year, whichever comes first.



LINEUP For 4 STROKE OBM

MODEL / YEAR	KIT PART NUMBER	PART NUMBER	PART NAME	QTY
DF2/2.5 ('12~)	17400-97810	09168-10022-000	GASKET(10X17X1.5)	1
		09202-02006-000	PIN(2.9X14)	1
		09204-03003-000	PIN	1
		09280-33005-000	O RING(D:1.9,ID:32.7)	1
		09482-00406-000	PLUG,SPARK(CR6HSA)	1
		17461-97JM0-000	IMPELLER,WATER PUMP	1
		17471-97JL0-000	PANEL,PUMP CASE UNDER	1
		17472-97JL0-000	GASKET,PUMP CASE PANEL	1
		55321-87J01-000	ANODE,PROTECTION	1
		59178-97J00-000	GASKET,DRAIN PLUG	2
DF4A/5A/6A P01 DF4A/6A P03 ('17~)	17400-91891	17400-98661-000	KIT, WATER PUMP REPAIR	1
		09168-12017-000	GASKET(12X17X1)	1
		09204-03003-000	PIN	1
		09280-39002-000	O RING(D:2,ID:38.5)	1
		09482-00L04-000	PLUG,SPARK(CPR6EA-9)	1
		16510-16H11-000	FILTER,ENGINE OIL	1
		17412-91JL0-000	PANEL,WATER PUMP CASE UPR	1
		17413-91JL0-000	SLEEVE,WATER PUMP CASE	1
		44330-13H00-000	FILTER,FUEL	1
		55321-87J01-000	ANODE,PROTECTION	1
		55321-95J00-000	ANODE,PROTECTION	1
		59178-97J00-000	GASKET,DRAIN PLUG	2
DF8A/9.9A ('10~)	17400-99841	17400-99J20-000	KIT,WATER PUMP REPAIR	1
		09168-12017-000	GASKET(12X17X1)	1
		09204-02004-000	PIN	1
		09280-13004-000	O RING(D:1.9,ID:13)	1
		09280-22019-000	O RING(D:1.9,ID:21.8)	1
		09280-54001-000	O RING(D:2.4,ID:52.6)	1
		09482-00528-000	PLUG,SPARK(CR6E)	2
		15410-98500-000	FILTER,FUEL	1
		16510-45H10-000	FILTER ASSY,ENG OIL	1
		55321-87J01-000	ANODE,PROTECTION	2
		59178-97J00-000	GASKET,DRAIN PLUG	2

MODEL / YEAR	KIT PART NUMBER	PART NUMBER	PART NAME	QTY
DF9.9B/15A/ 20A ('13~)	17400-89812	17400-99J20-000	KIT, WATER PUMP REPAIR	1
		09168-12017-000	GASKET(12X17X1)	1
		09204-02004-000	PIN	1
		09280-13004-000	O RING(D:1.9,ID:13)	1
		09280-22019-000	O RING(D:1.9,ID:21.8)	1
		09280-54001-000	O RING(D:2.4,ID:52.6)	1
		09482-00661-000	PLUG,SPARK(MR6K-9)	2
		15410-87L00-000	FILTER,FUEL	1
		16510-45H10-000	FILTER ASSY,ENG OIL	1
		55321-87J01-000	ANODE,PROTECTION	2
		59178-97J00-000	GASKET,DRAIN PLUG	2
DF25A/30A ('15~)	17400-94825	17400-94L21-000	KIT, WATER PUMP REPAIR	1
		09168-12017-000	GASKET(12X17X1)	1
		09204-03003-000	PIN	1
		09280-22019-000	O RING(D:1.9,ID:21.8)	1
		09482-00661-000	PLUG,SPARK(MR6K-9)	3
		15410-87L00-000	FILTER,FUEL	1
		16510-87J02-000	FILTER ASSY,OIL	1
		55321-87J01-000	ANODE,PROTECTION	5
		59178-97J00-000	GASKET,DRAIN PLUG	2
DF40A/50A/ 60A ('10~)	17400-88813	17400-88L01-000	KIT, WATER PUMP REPAIR	1
		09168-10022-000	GASKET(10X17X1.5)	2
		09168-12012-000	GASKET(12.5X20X2.5)	1
		09204-03003-000	PIN	1
		09280-22019-000	O RING(D:1.9,ID:21.8)	2
		09482-00446-000	PLUG,SPARK(NGK DCPR6E)	3
		15410-88L00-000	FILTER,FUEL	1
		16510-87J02-000	FILTER ASSY,OIL	1
		55321-87J01-000	ANODE,PROTECTION	3
DF50AV/60AV ('14~)	17400-88823	17400-99E12-000	KIT, WATER PUMP REPAIR	1
		09168-10022-000	GASKET(10X17X1.5)	2
		09168-12012-000	GASKET(12.5X20X2.5)	1
		09204-03003-000	PIN	1
		09280-22019-000	O RING(D:1.9,ID:21.8)	2
		09482-00446-000	PLUG,SPARK(NGK DCPR6E)	3
		15410-88L00-000	FILTER,FUEL	1
		16510-87J02-000	FILTER ASSY,OIL	1
		55321-87J01-000	ANODE,PROTECTION	3
DF70A-90A ('21MY~), DF100B	17400-87833	17400-87L04-000	KIT, WATER PUMP REPAIR	1
		09168-10038-000	GASKET(9.5X16.5X2)	2
		09168-12012-000	GASKET(12.5X20X2.5)	1
		09204-03003-000	PIN	1
		09280-22019-000	O RING(D:1.9,ID:21.8)	3
		09482-00446-000	PLUG,SPARK(NGK DCPR6E)	4
		15412-92J00-000	FILTER,FUEL	1
		16510-61A32-000	FILTER ASSY,OIL WAKO	1
		55321-87J01-000	ANODE,PROTECTION	3
DF100C-140B(G)	99100-99L00	17400-92J23-000	KIT,WATER PUMP REPAIR	1
		11265-87E10-000	GASKET,PROTECTION COVER	2
		15412-92J00-000	FILTER,FUEL	1
		16510-61A32-000	FILTER ASSY,OIL WAKO	1
		55321-87J01-000	ANODE,PROTECTION	5
		09168-10022-000	GASKET(10X17X1.5)	2
		09168-12012-000	GASKET(12.5X20X2.5)	1
		09204-03003-000	PIN	1
		09280-22019-000	O RING(D:1.9,ID:21.8)	3
		09482-00649-000	PLUG,SPARK(LKR6E)	4
DF200A/ 200AP/ 175AP/150AP ('15~)	17400-96834	17400-96J04-000	KIT, WATER PUMP REPAIR	1
		09168-10038-000	GASKET(9.5X16.5X2)	2
		09168-12012-000	GASKET(12.5X20X2.5)	1
		09204-03003-000	PIN	1
		09280-22019-000	O RING(D:1.9,ID:21.8)	5
		09482-00649-000	PLUG,SPARK(LKR6E)	4
		15412-92J00-000	FILTER,FUEL	1
		16510-96J11-000	FILTER ASSY,OIL	1
		55321-87J01-000	ANODE,PROTECTION	6
DF200/225/ 250 ('11~)	16500-93J01	17400-93J06-000	KIT, WATER PUMP REPAIR	1
		09168-10038-000	GASKET(9.5X16.5X2)	2
		09168-12012-000	GASKET(12.5X20X2.5)	1
		09204-03003-000	PIN	1
		09280-22019-000	O RING(D:1.9,ID:21.8)	7
		09482-00427-000	PLUG,SPARK(NGK,BKR6E)	6
		15412-93J10-000	FILTER ASSY,FUEL	1
		16510-96J11-000	FILTER ASSY,OIL	1
		55320-94900-000	ANODE SET,CLAMP BRACKET	1
		55321-87J01-000	ANODE,PROTECTION	7

MODEL / YEAR	KIT PART NUMBER	PART NUMBER	PART NAME	QTY
DF250A/ 300(A)/ 250S ('11~)	16500-98J02	17400-98J06-000	KIT, WATER PUMP REPAIR	1
		09168-10038-000	GASKET(9.5X16.5X2)	2
		09168-12012-000	GASKET(12.5X20X2.5)	1
		09204-03003-000	PIN	1
		09280-22019-000	O RING(D:1.9,ID:21.8)	7
		09482-00427-000	PLUG,SPARK(NGK,BKR6E)	6
		15412-93J10-000	FILTER ASSY,FUEL	1
		16510-96J11-000	FILTER ASSY,OIL	1
		55320-94900-000	ANODE SET,CLAMP BRACKET	1
		55321-87J01-000	ANODE,PROTECTION	8
DF350A/ 325A/ 300B ('23~) MD	17400-87840	17400-87M01-000	KIT,WATER PUMP REPAIR	1
		09168-10038-000	GASKET(9.5X16.5X2)	3
		09168-12012-000	GASKET(12.5X20X2.5)	1
		09204-03003-000	PIN	1
		09280-22019-000	O RING(D:1.9,ID:21.8)	7
		09482-00642-000	PLUG,SPARK(NGK,ILZKR7D8)	6
		15412-93J10-000	FILTER ASSY,FUEL	1
		16510-96J11-000	FILTER ASSY,OIL	1
		55320-94900-000	ANODE SET,CLAMP BRACKET	1
		55321-87J01-000	ANODE,PROTECTION	8
		55321-93J50-000	ANODE,PROTECTION	4

The following maintenance kits are also available.

MODEL / YEAR	KIT PART NUMBER
DF2/2.5 ('06~'11)	17400-97820
DF4/5/6 ('02~'10)	17400-91860
DF4/5/6 ('11~'16)	17400-91830
DF9.9/15 ('11~'13)	17400-94810
DF20/25 V2 ('06~)	17400-95873
DF25/30 ('01~'10)	17400-89823
DF40/50 ('06LATE~'10)	17400-87823
DF60 ('09LATE~'09END)	17400-99852
DF60/70 ('07)	17400-99872
DF60/70 ('08~'09EARLY)	17400-99861
DF70A/80A/90A ('09~'20MY)	17400-87813
DF100/115 ('10~'12)	17400-92842
DF100A/115A/140A ('13~)	17400-92823
DF140 ('10~'12)	17400-92853
DF150/175 ('06~)	17400-96825
DF325A/350A ('18~22)	17400-98875

You can also check the components for Maintenance Kits at Suzuki Ultimate Rigging Selector (in PDF section):
https://www.globalsuzuki.com/marine/SuzukiUltimateRiggingSelector/

APPLICATION CHART

ITEM Applicable for Remote Control	PAGE	DF350AMD	DF350A	DF325A	DF300BMD	DF300B	DF300AP	DF250AP	DF200AP	DF175AP	DF150AP	DF250T	DF250Z	DF225T	DF225Z	DF200T	DF200Z	DF200AT	DF200AZ	DF175AT	DF175AZ	DF150AT	DF150AZ	DF140BTG	DF140BZG	DF140BT	DF140BZ	DF115BTG	DF115BZG
SUZUKI PRECISION CONTROL (S.P.C)	P.08-17	○	○	○	○	○	○	○	○	○	○													○	○			○	○
MECHANICAL REMOTE CONTROL (CAN CONNECTION)	P.18-29											○	○	○	○	○	○	○	○	○	○	○	○			○	○		
MECHANICAL REMOTE CONTROL	P.30-31											○	○	○	○	○	○	○	○	○	○	○	○			○	○		
TROLL MODE SWITCH PANEL	P.25	○	○	○	○	○	○	○	○	○	○	○	○	○	○	○	○	○	○	○	○	○	○	○	○	○	○	○	○
KEYLESS START SYSTEM (CAN CONNECTION)	P.32-33	○	○	○	○	○	○	○	○	○	○	○	○	○	○	○	○	○	○	○	○	○	○	○	○	○	○	○	○
SUZUKI MULTI-FUNCTION GAUGE (SMG4)	P.34-41	○	○	○	○	○	○	○	○	○	○	○	○	○	○	○	○	○	○	○	○	○	○	○	○	○	○	○	○
ANALOGUE INSTRUMENT	P.46-47											○	○	○	○	○	○	○	○	○	○	○	○			○	○		
STEERING	P.48-49																												
TILLER HANDLE KIT																													
DUAL-ENGINE TIE-BAR									○	○	○	○	○	○	○	○	○	○	○	○	○	○	○	○	○	○	○	○	○
STEERING EXTENSION KIT									○	○	○	○	○	○	○	○	○	○	○	○	○	○	○						
STEERING-BRACKET ATTACHMENT																													
DRAG-LINK KIT									○	○	○	○	○	○	○	○	○	○	○	○	○	○	○	○	○	○	○	○	○
ELECTRICAL PARTS																													
COUNTER SELECT CONNECTOR	P.13						○	○	○	○	○																		
BATTERY CHARGING KIT (Only For MZ type)	P.50																												
RECTIFIER SET (Only For MZ type)	P.50																												
RECEPTACLE KIT (Only For MZ type)	P.50																												
BATTERY ISOLATOR LEAD SET	P.51	○	○	○	○	○	○	○	○	○	○							○	○	○	○								
ELECTRIC STARTER KIT (Only For MZ type)	P.51																												

ITEM Applicable for Remote Control	PAGE	DF115BT	DF115BZ	DF100CT	DF100BT	DF90AT	DF80AT	DF70AT	DF60AT	DF60AV	DF50AT	DF50AV	DF40AT	DF30AR	DF30AT	DF25AR	DF25AT	DF20AR	DF20AT	DF15AR	DF9.9BR	DF9.9BT	DF9.9AR	DF8AR
SUZUKI PRECISION CONTROL (S.P.C)	P.08-17																							
MECHANICAL REMOTE CONTROL (CAN CONNECTION)	P.18-29	○	○	○	○	○	○	○	○	○	○	○	○											
MECHANICAL REMOTE CONTROL	P.30-31	○	○	○	○	○	○	○	○	○	○	○	○	○	○	○	○	○	○	○	○	○	○	○
TROLL MODE SWITCH PANEL	P.25	○	○	○	○	○	○	○	○	○	○	○	○											
KEYLESS START SYSTEM (CAN CONNECTION)	P.32-33	○	○	○	○	○	○	○																
SUZUKI MULTI-FUNCTION GAUGE (SMG4)	P.34-41	○	○	○	○	○	○	○	○	○	○	○	○	○	○	○	○	○	○	○	○	○		
ANALOGUE INSTRUMENT	P.46-47	○	○	○	○	○	○	○	○	○	○	○	○	○	○	○	○	○	○	○	○	○	○	○
STEERING	P.48-49																							
TILLER HANDLE KIT		○		○	○	○	○	○	○	○	○	○	○											
DUAL-ENGINE TIE-BAR		○	○																					
STEERING EXTENSION KIT																								
STEERING-BRACKET ATTACHMENT																								
DRAG-LINK KIT		○	○	○	○	○	○	○	○	○	○	○	○	○	○	○	○	○	○	○	○	○	○	○
ELECTRICAL PARTS																								
COUNTER SELECT CONNECTOR	P.13																							
BATTERY CHARGING KIT (Only For MZ type)	P.50													○		○		○		○	○		○	○
RECTIFIER SET (Only For MZ type)	P.50													○		○		○		○	○		○	○
RECEPTACLE KIT (Only For MZ type)	P.50													○		○		○		○	○		○	○
BATTERY ISOLATOR LEAD SET	P.51																							
ELECTRIC STARTER KIT (Only For MZ type)	P.51													○		○		○		○	○		○	○

ITEM Applicable for Tiller Handle	PAGE	DF90ATH	DF70ATH	DF60ATH	DF60AQH	DF60AVTH	DF50ATH	DF50AQH	DF50AVTH	DF40ATH	DF40AQH	DF30A	DF30ATH	DF30AQH	DF25A	DF25ATH	DF25AQH	DF20A	DF20ATH	DF15A	DF15ATH	DF9.9B	DF9.9BTH	DF9.9A	DF8A	DF6A	DF5A	DF4A	DF2.5
MECHANICAL REMOTE CONTROL (CAN CONNECTION)	P.18-29																												
MECHANICAL REMOTE CONTROL	P.30-31											○	○	○	○	○	○	○	○	○	○	○	○	○	○	○	○		
REMOTE-CONTROL ATTACHMENT KIT	P.23-24											○	○	○	○	○	○	○	○	○	○	○	○	○	○	○	○	○	
STEERING	P.48-49																												
TILLER HANDLE KIT																													
DUAL-ENGINE TIE-BAR																													
STEERING EXTENSION KIT																													
STEERING-BRACKET ATTACHMENT		○	○	○	○	○	○	○	○	○	○	○	○	○	○	○	○	○	○	○	○	○	○	○	○				
DRAG-LINK KIT																													
ELECTRICAL PARTS																													
COUNTER SELECT CONNECTOR	P.13																												
BATTERY CHARGING KIT (Only For MZ type)	P.50											○		○	○		○	○		○		○		○	○	○	○	○	
RECTIFIER SET (Only For MZ type)	P.50											○		○	○		○	○		○		○		○	○	○	○	○	
RECEPTACLE KIT (Only For MZ type)	P.50											○		○	○		○	○		○		○		○	○	○	○	○	
BATTERY ISOLATOR LEAD SET	P.51																												
ELECTRIC STARTER KIT (Only For MZ type)	P.51											○		○	○		○	○		○		○		○	○				

REFERENCE

Part Number	15-digit alpha-numerical number shows Part Number to be used for ordering.
Applicable Model	Shows typical or recommended models of ENGINES that RIGGING-PARTS and ACCESSORIES can be installed to.

MODEL NAME AND ENGINE NUMBER

NOTE : Items and their part numbers showing in this catalogue are basically applicable to models of following engine numbers.
Please consult your local dealers regarding other models and their rigging-parts and accessories.

model	engine number
DF350AMD	35001D-540001~
DF350A	35001F-540001~
DF325A	32501F-540001~
DF300BMD	30001D-540001~
DF300B	30003F-540001~
DF300AP	30002P-540001~
DF250AP	25003P-540001~
DF250	25003F-540001~
DF250Z	25003Z-540001~
DF225	22503F-540001~
DF225Z	22503Z-540001~
DF200	20002F-540001~
DF200Z	20002Z-540001~
DF200AP	20003P-540001~
DF200A	20003F-540001~
DF200AZ	20003Z-540001~
DF175AP	17503P-540001~

model	engine number
DF175A	17503F-540001~
DF175AZ	17503Z-540001~
DF150AP	15003P-540001~
DF150A	15003F-540001~
DF150AZ	15003Z-540001~
DF140B	14005F-540001~
DF140BZ	14005Z-540001~
DF140BG	14004F-540001~
DF140BZG	14004Z-540001~
DF115B	11505F-540001~
DF115BZ	11506Z-540001~
DF115BG	11505F-540001~
DF115BZG	11505Z-540001~
DF100C	10005F-540001~
DF100B	10004F-540001~
DF90A	09003F-540001~
DF80A	08002F-540001~

model	engine number
DF70A	07003F-540001~
DF60A	06002F-540001~
DF60AV	06003F-540001~
DF50A	05003F-540001~
DF50AV	05004F-540001~
DF40A	04003F-540001~
DF30A	03003F-540001~
DF25A	02504F-540001~
DF20A	02002F-540001~
DF15A	01504F-540001~
DF9.9B	00995F-540001~
DF9.9A	00994F-540001~
DF8A	00801F-540001~
DF6A	00603F-540001~
DF5A	00503F-540001~
DF4A	00403F-540001~
DF2.5	00252F-540001~

KOMPLETTA VÄXELHUS

Komplett paket inklusive vattenpump, styrstift, bultar mm.

OBS! Propeller ingår ej i detta kit

MODEL	ARTIKELNUMMER
DF40A/50A/60A - KORT RIGG (S) - FÄRKOD YAY	KITLU40-60AS
DF40A/50A/60A - LÅNG RIGG (L) - FÄRGKOD YAY	KITLU40-60AL
DF70A/80A/90A/100B - LÅNG RIGG (L) - FÄRGKOD YAY	KITLU70-90AL
DF100A/115A/140A - LÅNG RIGG (L) - FÄRGKOD YAY	KITLU100-140AL
DF100A/115A/140A - X-LÅNG RIGG (X) - FÄRGKOD YAY	KITLU100-140AX
DF115BG/140BG - LÅNG RIGG (L) - FÄRGKOD YAY	KITLU100-140AL
DF115BG/140BG - X-LÅNG RIGG (X) - FÄRGKOD YAY	KITLU100-140AX
DF150TG/175TG - LÅNG RIGG (L) - FÄRGKOD YAY	KITLU150-175TGL
DF150TG/175TG - X-LÅNG RIGG (X) - FÄRGKOD YAY	KITLU150-175TGX
DF150ZG/175ZG - LÅNG RIGG (L) - FÄRGKOD YAY	KITLU150-175ZGL
DF150ZG/175ZG - X-LÅNG RIGG (X) - FÄRGKOD YAY	KITLU150-175ZGX
DF150AP/175AP/200AP - LÅNG RIGG (L) - FÄRGKOD YAY	KITLU150-200APL
DF150AP/175AP/200AP - X-LÅNG RIGG (X) - FÄRGKOD YAY	KITLU150-200APX
DF200T/225T/250T - X-LÅNG RIGG (L) - FÄRGKOD 0EP	KITLU200-250TX
DF250AP/300AP - X-LÅNG RIGG (X) - FÄRGKOD YAY	KITLU250-300APX
DF250AP/300AP - XX-LÅNG RIGG (XX) - FÄRGKOD YAY	KITLU250-300APXX
DF300B/325A/350A - X-LÅNG RIGG (X) - FÄRGKOD YAY	KITLU300-350ATX
DF300B/325A/350A - XX-LÅNG RIGG (XX) - FÄRGKOD YAY	KITLU300350ATXX

KEYLESS FJÄRRKONTROLL

Keyless FOB

MODEL	ARTIKELNUMMER
Samtliga Suzuki Keyless System	37172-96L02

RIGGLÄNGDER

Benämning	Rigglängd
S - KORT	Ca 400mm 15"*
L - Lång	Ca 500mm 20"*
X - X-Lång	Ca 600mm 25"*
XX - XX-Lång	Ca 750mm 30"*

* Måttet varierar mellan modellerna, för exakt mått se respektive Set-Up manual.

NMEA 2000 (ANALOG)

Kit för att kommunicera via NMEA2000 om du har analoga suzuki instrument.

Kompatibel från DF9.9B -> samt tillverkningsår 2008 ->

MODEL	ARTIKELNUMMER
KOMPLETT KIT NMEA2000 SUZUKI (INKL. MOTOR-INTERFACE)	KITNMEA2000

DF2.5

SERVICEPUNKTER	20H INKÖRNING	100H ELLER 12 MÅNADER	200H ELLER 12 MÅNADER	300H ELLER 12 MÅNADER	ARTIKELNUMMER	ANTAL/VOLYM
SPARK PLUG	-	I	-	-	09482-00406	1
BREATHER & FUEL LINE	I	I	-	-		
ENGINE OIL	R	R	-	-	990F0-22B31-001	0,38L
GEAR OIL	R	R	-	-	990F0-22B33-001	70ml
LUBRICATION	I	I	-	-		
ANODES (EXTERNAL)	I	I	-	-	55321-87J01	1
ANODES (INTERNAL POWERHEAD)	-	I	-	-	55321-95J00	1
FUEL FILTER	-	I	-	-		
IGNITION TIMING	-	-	I	-		
CARBURATOR	I	I	-	-		
IDLE SPEED	I	-	I	-		
VALVE CLEARANCE	I	-	I	-		
WATER PUMP	-	-	I	-		
WATER PUMP IMPELLER	-	-	I	R	17461-97JM0	1
PROPELLER PIN/NUT	I	I	-	-		
BOLTS & NUTS	T	T	-	-		
THERMOSTAT	-	I	-	-		

DF4A/5A/6A

SERVICEPUNKTER	20H INKÖRNING	100H ELLER 12 MÅNADER	200H ELLER 12 MÅNADER	300H ELLER 12 MÅNADER	ARTIKELNUMMER	ANTAL/VOLYM
SPARK PLUG	-	I	-	-	09482-00L04	1
BREATHER & FUEL LINE	I	I	-	-		
ENGINE OIL	R	R	-	-	990F0-22B31-001	0,7L
GEAR OIL	R	R	-	-	990F0-22B33-001	190ml
LUBRICATION	I	I	-	-		
ANODES (EXTERNAL)	I	I	-	-	55321-87J01	1
ANODES (INTERNAL POWERHEAD)	-	I	-	-	55321-95J00	1
ENGINE OIL FILTER	R				16510-16H11	1
FUEL FILTER	I	I	I	I	15850-97L01	1
	REPLACE EVERY 400 HOURS OR 2 YEARS					
CARBURATOR	I	I	I	I		
IDLE SPEED	I	-	I	-		
VALVE CLEARANCE	I	-	I	-	11189-97L00	1
WATER PUMP	-	-	I	-		
WATER PUMP IMPELLER	-	-	I	R	17400-986L2	1
PROPELLER PIN/NUT	I	I	I	I		
BOLTS & NUTS	T	T	T	T		
THERMOSTAT	-	I	I	I		



DF8A/9.9A

SERVICEPUNKTER	20H INKÖRNING	50H ELLER 3 MÅNADER	100H ELLER 6 MÅNADER	200H ELLER 12 MÅNADER	ARTIKELNUMMER	ANTAL/VOLYM
SPARK PLUG	-	-	I	R	09482-00528	2
BREATHER & FUEL LINE	I	I	I	I		
	REPLACE EVERY 2 YEARS					
ENGINE OIL	R	-	R	R	990F0-22B31-001	0,9L
GEAR OIL	R	-	R	R	990F0-22B33-001	250ml
LUBRICATION	-	I	I	I		
ANODES (EXTERNAL)	-	I	I	I	55321-87J01	1
BATTERY	-	I	I	I		
ENGINE OIL FILTER	R	-	-	R	16510-45H10	1
FUEL FILTER	-	I	I	I		
	REPLACE EVERY 400 HOURS OR 2 YEARS				15410-98500	1
TIMING BELT	-	-	-	I		
	REPLACE EVERY 4 YEARS				12761-99J00	1
CARBURATOR	I	-	I	I		
IGNITION TIMING	-	-	-	I		
IDLE SPEED	I	-	-	I		
VALVE CLEARANCE	I	-	-	I	11178-99J00	1
WATER PUMP	-	-	-	I		
WATER PUMP IMPELLER	-	-	-	R	17400-99J20	1
PROPELLER PIN/NUT	I	-	I	I		
BOLTS & NUTS	T	-	T	T		

DF9.9B/15A/20A

SERVICEPUNKTER	20H INKÖRNING	100H ELLER 12 MÅNADER	200H ELLER 12 MÅNADER	300H ELLER 12 MÅNADER	ARTIKELNUMMER	ANTAL/VOLYM
SPARK PLUG	-	I	I	I	09482-00661	2
BREATHER & FUEL LINE	I	I	I	I		
ENGINE OIL	R	R	R	R	990F0-22B31-001	1,1L
GEAR OIL	R	R	R	R	990F0-22B33-001	250ml
LUBRICATION	I	I	I	I		
ANODES (EXTERNAL)	I	I	I	I	55321-87J01	4
ANODES (INTERNAL POWERHEAD)	-	I	I	I	55321-87J01	1
BONDING WIRES	I	I	I	I		
BATTERY	I	I	I	I		
ENGINE OIL FILTER	R	-	R	-	16510-45H10	1
LOW PRESSURE FUEL FILTER	I	I	I	I		
	REPLACE EVERY 400 HOURS OR 2 YEARS				15410-87L00	1
TIMING BELT	-	-	I	-		
	REPLACE EVERY 4 YEARS				12761-93EL0	1
IGNITION TIMING	-	-	I	-		
IDLE SPEED	I	-	I	-		
VALVE CLEARANCE	I	-	I	-	11162-89L01	1
WATER PUMP	-	-	I	-		
WATER PUMP IMPELLER	-	-	I	R	17400-99J20	1
PROPELLER PIN/NUT	I	I	I	I		
BOLTS & NUTS	T	T	T	T		
THERMOSTAT	-	I	I	I	17670-91J02	1

DF25A/30A

SERVICEPUNKTER	20H INKÖRNING	100H ELLER 12 MÅNADER	200H ELLER 12 MÅNADER	300H ELLER 12 MÅNADER	ARTIKELNUMMER	ANTAL/VOLYM
SPARK PLUG	-	I	-	-	09482-00661	3
BREATHER & FUEL LINE	I	I	-	-		
ENGINE OIL	R	R	-	-	990F0-22B31-001	1,7L
GEAR OIL	R	R	-	-	990F0-22B33-001	330ml
LUBRICATION	I	I	-	-		
ANODES (EXTERNAL)	I	I	-	-	55321-87J01	6
ANODES (INTERNAL POWERHEAD)	-	I	-	-	55321-87J01	1
BONDING WIRES	I	I	-	-		
BATTERY	I	I	-	-		
ENGINE OIL FILTER	R	-	R	-	16510-87J01	1
LOW PRESSURE FUEL FILTER	I	I	-	-		
	REPLACE EVERY 400 HOURS OR 2 YEARS				15410-87L00	1
IN-LINE FUEL FILTER	REPLACE EVERY 1000 HOURS				15410-94L00	1
TIMING BELT	-	-	I	-		
	REPLACE EVERY 4 YEARS				12761-94L10	1
IGNITION TIMING	-	-	I	-		
IDLE SPEED	I	-	I	-		
VALVE CLEARANCE	I	-	I	-	11162-94L00	1
THERMOSTAT	-	I	-	-	17670-94J02	1
AIR CLEANER ELEMENT	-	-	I	-		
WATER PUMP	-	-	I	-		
WATER PUMP IMPELLER	-	-	I	R	17400-94L21	1
PROPELLER PIN/NUT	I	I	-	-		
BOLTS & NUTS	T	T	-	-		

DF40A/50A/60A

SERVICEPUNKTER	20H INKÖRNING	100H ELLER 12 MÅNADER	200H ELLER 12 MÅNADER	300H ELLER 12 MÅNADER	ARTIKELNUMMER	ANTAL/VOLYM
SPARK PLUG	-	I	-	-	09482-00446	3
BREATHER & FUEL LINE	I	I	-	-		
ENGINE OIL	R	R	-	-	990F0-22B31-001	2,9L
GEAR OIL	R	R	-	-	990F0-22B33-001	1050ml
LUBRICATION	I	I	-	-		
ANODES (EXTERNAL)	I	I	-	-	55321-90J01	1
					55320-94900	1
ANODES (INTERNAL POWERHEAD)	-	I	-	-	55321-87J01	4
BONDING WIRES	I	I	-	-		
BATTERY	I	I	-	-		
ENGINE OIL FILTER	R	-	R	-	16510-87J01	1
LOW PRESSURE FUEL FILTER	I	I	-	-		
	REPLACE EVERY 400 HOURS OR 2 YEARS				15410-88L00	1
IGNITION TIMING	-	-	I	-		
IDLE SPEED	I	-	I	-		
TAPPET CLEARANCE	-	-	-	I	11189-88L00	1
WATER PUMP	-	-	I	-		
WATER PUMP IMPELLER	-	-	I	R	17400-88L01	1
PROPELLER PIN/NUT	I	I	-	-		
BOLTS & NUTS	T	T	-	-		
THERMOSTAT	-	I	-	-	17670-93955	1

DF70A/80A/90A/100B

SERVICEPUNKTER	20H INKÖRNING	100H ELLER 12 MÅNADER	200H ELLER 12 MÅNADER	300H ELLER 12 MÅNADER	ARTIKELNUMMER	ANTAL/VOLYM
SPARK PLUG	-	I	I	I	09482-00446	4
BREATHER & FUEL LINE	I	I	I	I		
ENGINE OIL	R	R	R	R	990F0-22B31-001	4,3L
GEAR OIL	R	R	R	R	990F0-22B33-001	850ml
LUBRICATION	I	I	I	I		
ANODES (EXTERNAL)	I	I	I	I	55320-94900	1
					55321-93J01	1
ANODES (INTERNAL POWERHEAD)	-	I	I	I	55321-87J01	4
BONDING WIRES	I	I	I	I		
BATTERY	I	I	I	I		
ENGINE OIL FILTER	R	-	R	-	16510-61A32	1
LOW PRESSURE FUEL FILTER	I	I	I	I		
	REPLACE EVERY 400 HOURS OR 2 YEARS				15410-92J10	1
IDLE SPEED	I	-	I	-		
TAPPET CLEARANCE	-	-	-	I	11189-87L00	1
WATER PUMP	-	-	I	-		
WATER PUMP IMPELLER	-	-	I	R	17400-87L04	1
PROPELLER PIN/NUT	I	I	I	I		
BOLTS & NUTS	T	T	T	T		
THERMOSTAT	-	I	I	I	17670-90J01	1

DF115B/115BG/140B/140BG

SERVICEPUNKTER	20H INKÖRNING	100H ELLER 12 MÅNADER	200H ELLER 12 MÅNADER	300H ELLER 12 MÅNADER	ARTIKELNUMMER	ANTAL/VOLYM
SPARK PLUG	-	I	-	-	09482-00649	4
BREATHER & FUEL LINE	I	I	-	-		
ENGINE OIL	R	R	-	-	990F0-22B31-001	5,7L
GEAR OIL	R	R	-	-	990F0-22B33-001	1050ml
LUBRICATION	I	I	-	-		
ANODES (EXTERNAL)	I	I	-	-	55320-94900	1
					55321-90J01	1
ANODES (INTERNAL POWERHEAD)	-	I	-	-	55321-87J01	5
BONDING WIRES	I	I	-	-		
BATTERY	I	I	-	-		
ENGINE OIL FILTER	R	-	R	-	16510-61A32	1
LOW PRESSURE FUEL FILTER	I	I	-	-		
	REPLACE EVERY 400 HOURS OR 2 YEARS				15410-92J10	1
IDLE SPEED	I	-	I	-		
TAPPET CLEARANCE	-	-	-	I	11189-90J00	1
WATER PUMP	-	-	I	-		
WATER PUMP IMPELLER	-	-	I	R	17400-92J23	1
PROPELLER PIN/NUT	I	I	-	-		
BOLTS & NUTS	T	T	-	-		
THERMOSTAT	-	I	-	-	17670-90J01	1

DF150AP/175AP/200AP

SERVICEPUNKTER	20H INKÖRNING	100H ELLER 12 MÅNADER	200H ELLER 12 MÅNADER	300H ELLER 12 MÅNADER	ARTIKELNUMMER	ANTAL/VOLYM
SPARK PLUG	-	I	I	I	09482-00649	4
BREATHER & FUEL LINE	I	I	I	I		
ENGINE OIL	R	R	R	R	990F0-22B31-001	8,5L
GEAR OIL	R	R	R	R	990F0-22B33-001	1100ml
LUBRICATION	I	I	I	I		
ANODES (EXTERNAL)	I	I	I	I	55321-93J50	2
					55320-94910	1
ANODES (INTERNAL POWERHEAD)	-	I	I	I	55321-87J01	5
BONDING WIRES	I	I	I	I		
BATTERY	I	I	I	I		
ENGINE OIL FILTER	R	-	R	-	16510-96J11	1
HIGH PRESSURE FUEL FILTER	REPLACE EVERY 1000 HOURS				15440-96J01	1
LOW PRESSURE FUEL FILTER	I	I	I	I		
	REPLACE EVERY 400 HOURS OR 2 YEARS				15410-92J10	1
IDLE SPEED	I	-	I	-		
BALANCER CHAIN	REPLACE EVERY 1600 HOURS				12670-96J00	1
TAPPET CLEARANCE	-	-	-	I	11189-96J00	1
WATER PUMP	-	-	I	-		
WATER PUMP IMPELLER	-	-	I	R	17400-96J04	1
PROPELLER PIN/NUT	I	I	I	I		
BOLTS & NUTS	T	T	T	T		
THERMOSTAT	-	I	I	I	17670-90J21	1

DF250AP/250AUN/300AP

SERVICEPUNKTER	20H INKÖRNING	50H ELLER 3 MÅNADER	100H ELLER 6 MÅNADER	200H ELLER 12 MÅNADER	ARTIKELNUMMER	ANTAL/VOLYM
SPARK PLUG	-	-	I	R	09482-00427	6
FUEL LINE	I	I	I	I		
PCV SYSTEM	I	I	I	I	18118-93J00	1
	REPLACE PCV/BREATHER HOSE EVERY 2 YEARS				11193-98J01	1
ENGINE OIL	R	-	R	R	990F0-22B31-001	8,2L
GEAR OIL	R	-	R	R	990F0-22B33-001	1100ml
LUBRICATION	-	I	I	I		
ANODES (EXTERNAL)	-	I	I	I	55320-94900	1
					55321-93J01	3
ANODES (INTERNAL POWERHEAD)	-	I	I	I	55321-87J01	8
BONDING WIRES	-	I	I	I		
BATTERY	-	I	I	I		
ENGINE OIL FILTER	R	-	-	R	16510-96J11	1
LOW PRESSURE FUEL FILTER	-	I	I	I		
	REPLACE EVERY 400 HOURS OR 2 YEARS				15410-93J11	1
LOW PRESSURE FUEL PUMP FILTER	REPLACE EVERY 1000 HOURS				15643-93J00	1
HIGH PRESSURE FUEL FILTER	REPLACE EVERY 1000 HOURS				15440-93J10	1
IGNITION TIMING	-	-	-	I		
IDLE SPEED	I	-	-	I		
TAPPET CLEARANCE	-	-	-	I	11179-93J00	1
					11189-93J00	1
WATER PUMP	-	-	-	I		
WATER PUMP IMPELLER	-	-	-	R	17400-98J04	1
PROPELLER PIN/NUT	I	-	I	I		
BOLTS & NUTS	T	-	T	T		
THERMOSTAT	-	I	I	I	17670-90J21	2

DF300B/325A/350A - DF300BMD/350AMD

SERVICEPUNKTER	20H INKÖRNING	100H ELLER 12 MÅNADER	200H ELLER 12 MÅNADER	300H ELLER 36 MÅNADER	ARTIKELNUMMER	ANTAL/VOLYM
SPARK PLUG	-	I	I	I	09482-00642	6
BREATHER AND FUEL LINE	I	I	I	I		
ENGINE OIL	R	R	R	R	990F0-22B31-001	8,5L
GEAR OIL	R	R	R	R	990F0-22B33-001	2900ml
STEERING GEAR OIL (INTEGRATING STEERING MODEL)	-	-	-	I		
LUBRICATION	I	I	I	I		
ANODES (EXTERNAL)	I	I	I	I	55320-94900	1
					55321-93J01	1
ANODES (INTERNAL POWERHEAD)	-	I	I	I	55321-87J01	8
BONDING WIRES	I	I	I	I		
BATTERY	I	I	I	I		
ENGINE OIL FILTER	R	-	R	-	16510-96J11	1
LOW PRESSURE FUEL FILTER	I	I	I	I		
	REPLACE EVERY 400 HOURS OR 2 YEARS				15410-98L00	1
LOW PRESSURE FUEL PUMP FILTER	REPLACE EVERY 1000 HOURS				15643-98L00	1
IDLE SPEED	I	-	I	-		
TAPPET CLEARANCE	-	-	-	I	11179-93J00	1
					11189-93J00	1
WATER PUMP	-	-	I	-		
WATER PUMP IMPELLER	-	-	I	R	17400-87M00	1
PROPELLER PIN/NUT	I	I	I	I		
BOLTS & NUTS	T	T	T	T		
THERMOSTAT	-	I	I	I	17670-98L20	2